

Get better at Math.
Get better at
everything.



Come experience the Cuemath methodology and ensure your child stays ahead at math this summer.



**Adaptive
Platform**



**Interactive Visual
Simulations**



**Personalized
Attention**

For Grades 1 - 10






LIVE online classes
by trained and
certified experts.

Get the Cuemath advantage



Book a FREE trial class

Telling Time Worksheets Grade 3

1) Correctly write in the time.

a) 	b) 	c) 
<input type="text"/>	<input type="text"/>	<input type="text"/>
<input type="text"/> minutes past <input type="text"/>	<input type="text"/> minutes past <input type="text"/>	<input type="text"/> minutes past <input type="text"/>

2) Correctly draw the minute hand or the hour hand to represent the given time

	
<input type="text"/> 9:25	<input type="text"/> 8:30

3) Write in the time. Then tick the correct option.



minutes past

The hour hand is

a) Between B and C ☐

b) On A ☐

c) On B ☐

4) In the clock, only the hour hand is given. What could the time be? Circle the correct option.



(i) 8:45 (ii) 8:30 (iii) 8:15

5) Fill the blanks.



In the clock shown, the minute hand is at _____. This means that _____ minutes have passed since the hour began. So the time is _____ or _____ minutes past _____. 30 minutes make up half an hour. This means that 3:30 can be written as half past three.

6) Write in the time.



7) Tick the correct option, cross-out the incorrect one.

a)



Quarter to 9 ☐

Quarter past 9 ☐

15:9 ☐

b)



Half past six ☐

Half past five ☐

5:03 ☐


8) Nia made apple pie for dinner. She started at quarter to two.

(i) On the clock, draw the minute hand to show the time she began at.



If the apple pie was ready at half past 3.

(ii) Draw the minute hand on the clock to show the time when she finished.



9) Convert.

a) 3 hours = _____ minutes

b) 5 hours = _____ minutes

c) 2 minutes = _____ seconds

10) Sherin heated her food up in the microwave for 3 minutes. How long is that in seconds?

When you learn math
in an interesting way,
you never forget.



25 Million

Math classes &
counting

100K+

Students learning
Math the right way

20+ Countries

Present across USA, UK,
Singapore, India, UAE & more.

Why choose Cuemath?

"Cuemath is a valuable addition to our family. We love solving puzzle cards. My daughter is now visualizing maths and solving problems effectively!"

- Gary Schwartz

"Cuemath is great because my son has a one-on-one interaction with the teacher. The instructor has developed his confidence and I can see progress in his work. One-on-one interaction is perfect and a great bonus."

- Kirk Riley

"I appreciate the effort that miss Nitya puts in to help my daughter understand the best methods and to explain why she got a problem incorrect. She is extremely patient and generous with Miranda."





- Barbara Cabrera

Get the Cuemath advantage

Book a FREE trial class



ANSWERS

1)	a) 5:15 (15 Minutes Past 5) b) 6:20 (20 Minutes Past 6) c) 7:30 (30 Minutes Past 7)
2)	<div style="display: flex; justify-content: space-around; align-items: center;"> <div style="text-align: center;">  <div style="border: 1px solid black; border-radius: 10px; padding: 2px 5px; display: inline-block;">9:25</div> </div> <div style="text-align: center;">  <div style="border: 1px solid black; border-radius: 10px; padding: 2px 5px; display: inline-block;">8:30</div> </div> </div>
3)	1:30 (30 minutes Past 1) Hour hand is on B
4)	Nearest time could be 8:45
5)	In the clock shown, the minute hand is at <u>6</u> . This means that 30 minutes have passed since the hour began. So the time is 3:30 or 30 minutes past 3 . 30 minutes make up half an hour. This means that 3:30 can be written as half past three.
6)	a) 10:30 (Half past 10) b) 11:30 (Half past 11)
7)	a) Correct option - Quarter past 9 (9:15) b) Correct option - Half past five (5:30)
8)	<div style="display: flex; justify-content: space-around; align-items: center;"> <div style="text-align: center;">  <p>a)</p> </div> <div style="text-align: center;">  <p>b)</p> </div> </div>
9)	a) 3 hours = 180 minutes b) 5 hours = 300 minutes c) 2 minutes = 120 seconds
10)	180 Seconds

FUN FACT

1. Hours are usually expressed between 1 and 12.
2. Minutes are expressed between 00 to 59.
3. An hour consists of 60 minutes and a minute consists of 60 seconds.

