

Get better at Math.
Get better at
everything.



Come experience the Cuemath methodology and ensure your child stays ahead at math this summer.



**Adaptive
Platform**



**Interactive Visual
Simulations**



**Personalized
Attention**

For Grades 1 - 10



LIVE online classes
by trained and
certified experts.

Get the Cuemath advantage

Book a FREE trial class

Skip Counting Worksheets for Grade 1

1) Help the cat reach the milk cup in steps of 2.



0	1	2	3	4	5	6	7	8	9	10
---	---	---	---	---	---	---	---	---	---	----

Start





End

2) Skip count by 5 and color each number you reach.

70	71	72	73	74	75	76	77	78	79	80
----	----	----	----	----	----	----	----	----	----	----

Start

3) Skip count by 3 and fill in the boxes below.

4) Count by 4 and fill in the boxes.



5) Count by 2 from 8 and fill in the boxes.

Count by 2 from 8 to 18

		12		16	18
--	--	----	--	----	----

6) Circle the number that has been used to count.

33	43	53	63	73
----	----	----	----	----




7) Hop by 2 steps and reach the finish.

44 Start	46	48							FINISH
-------------	----	----	--	--	--	--	--	--	--------

8) Hop by 2 steps and reach the finish.

44 Start	46	48							FINISH
-------------	----	----	--	--	--	--	--	--	--------

9) Count by 4's and fill in the boxes.

10) Count by 3 and complete the series.

5	8			17		23	
Start							FINISH

When you learn math
in an interesting way,
you never forget.



25 Million

Math classes &
counting

100K+

Students learning
Math the right way

20+ Countries

Present across USA, UK,
Singapore, India, UAE & more.

Why choose Cuemath?

"Cuemath is a valuable addition to our family. We love solving puzzle cards. My daughter is now visualizing maths and solving problems effectively!"

- Gary Schwartz

"Cuemath is great because my son has a one-on-one interaction with the teacher. The instructor has developed his confidence and I can see progress in his work. One-on-one interaction is perfect and a great bonus."

- Kirk Riley

"I appreciate the effort that miss Nitya puts in to help my daughter understand the best methods and to explain why she got a problem incorrect. She is extremely patient and generous with Miranda."

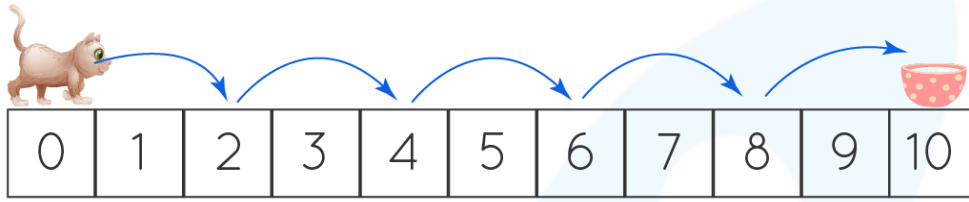













- Barbara Cabrera

Get the Cuemath advantage

Book a FREE trial class



ANSWERS

1)	 <div style="display: flex; justify-content: space-between; width: 100%;"> Start End </div>											
2)	<table border="1" style="width: 100%; text-align: center;"> <tr> <td style="background-color: yellow;">70</td> <td>71</td> <td>72</td> <td>73</td> <td>74</td> <td style="background-color: yellow;">75</td> <td>76</td> <td>77</td> <td>78</td> <td>79</td> <td style="background-color: yellow;">80</td> </tr> </table> <div style="display: flex; justify-content: space-between; width: 100%;"> Start </div>	70	71	72	73	74	75	76	77	78	79	80
70	71	72	73	74	75	76	77	78	79	80		
3)	<table border="1" style="width: 100%; text-align: center;"> <tr> <td style="height: 150px;"></td> <td style="height: 150px;"></td> <td style="height: 150px;"></td> <td style="height: 150px;"></td> </tr> <tr> <td>3</td> <td>6</td> <td>9</td> <td>12</td> </tr> </table>					3	6	9	12			
												
3	6	9	12									
4)												

5)

Count by 2 from 8 to 18

8	10	12	14	16	18
---	----	----	----	----	----




6)

44	46	48	50	52	54	56	58	60	62
Start									FINISH

7)

20	25	30	35	40	45	50	55	60	65
Start									FINISH

8)

		
4	8	12

9)

b) 10

10)

5	8	11	14	17	20	23	
Start							FINISH

FUN FACT

- Adding the same number each time helps us count forward quickly.
- Skip counting fosters improvement in the number sense.
- Skip counting by a number lays development on the basis of multiplication and division.

