

Get better at Math.
Get better at
everything.



Come experience the Cuemath methodology and ensure your child stays ahead at math this summer.



**Adaptive
Platform**



**Interactive Visual
Simulations**



**Personalized
Attention**

For Grades 1 - 10



LIVE online classes
by trained and
certified experts.

Get the Cuemath advantage

Book a FREE trial class

Patterns Worksheet for Grade 2

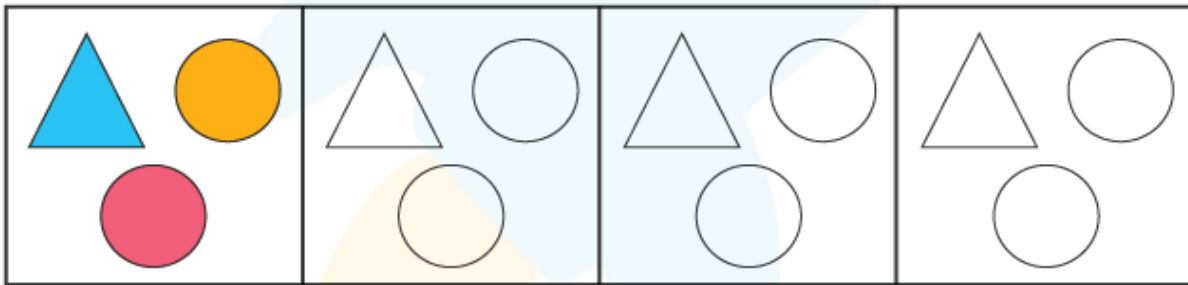
Q.1) Write the next three numbers in the pattern.

194	294	394	494	594	694	—	—	—
-----	-----	-----	-----	-----	-----	---	---	---


Q.2) Ann collected 23 seashells in the month of January. Every month she collects 6 more than the previous month. How much will she collect in the month of May?

Month	January	February	March	April	May
Number of seashells	23	29	35	41	

Q.3) Shade the following shapes as shown in the pattern.









Q.4) What comes next?



Q.5) Observe the pattern and write the next three numbers in the sequence.

1800, 1600, 1400, 1200, _____, _____, _____

Q.6) Match the following:

<p>a.</p> 	<p>i.</p> 
<p>b.</p> 	<p>ii.</p> 
<p>c.</p> 	<p>iii.</p> 


Q.7) Complete the sequence.

12, 17, 22, 27, 32, 37, ____, ____, ____.

Q.8) Can you find the number pattern and fill the missing numbers?

1575	1475	_____	1275	_____	_____	975
------	------	-------	------	-------	-------	-----

Q.9) Draw the picture that comes next in the growing pattern.



Q.10) Draw and shade the next shape.



**When you learn math
in an interesting way,
you never forget.**



25 Million

Math classes &
counting

100K+

Students learning
Math the right way

20+ Countries

Present across USA, UK,
Singapore, India, UAE & more.

Why choose Cuemath?

"Cuemath is a valuable addition to our family. We love solving puzzle cards. My daughter is now visualizing maths and solving problems effectively!"

- Gary Schwartz

"Cuemath is great because my son has a one-on-one interaction with the teacher. The instructor has developed his confidence and I can see progress in his work. One-on-one interaction is perfect and a great bonus."


- Kirk Riley

"I appreciate the effort that miss Nitya puts in to help my daughter understand the best methods and to explain why she got a problem incorrect. She is extremely patient and generous with Miranda."

- Barbara Cabrera

Get the Cuemath advantage

Book a FREE trial class



ANSWERS

Q.1) Write the next three numbers in the pattern.

Solution:

194	294	394	494	594	694	<u>794</u>	<u>894</u>	<u>994</u>
-----	-----	-----	-----	-----	-----	------------	------------	------------

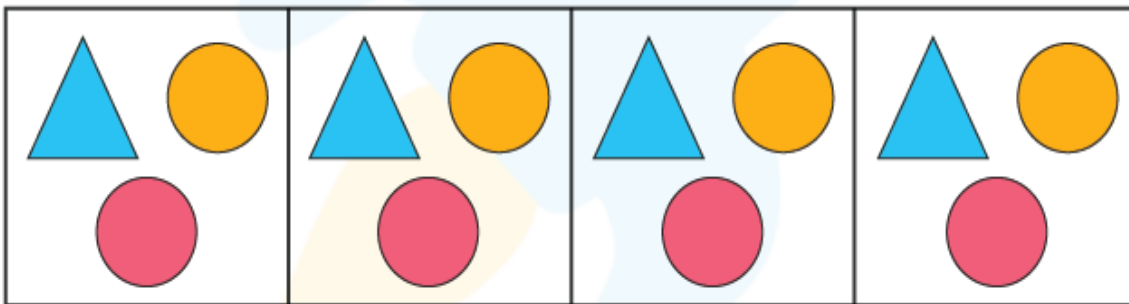
Q.2) **Solution:**

47 seashells

Month	January	February	March	April	May
Number of seashells	23	29	35	41	<u>47</u>

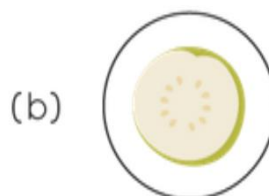

Q.3) Shade the following shapes as shown in the pattern.

Solution:



Q.4) What comes next?

Solution:



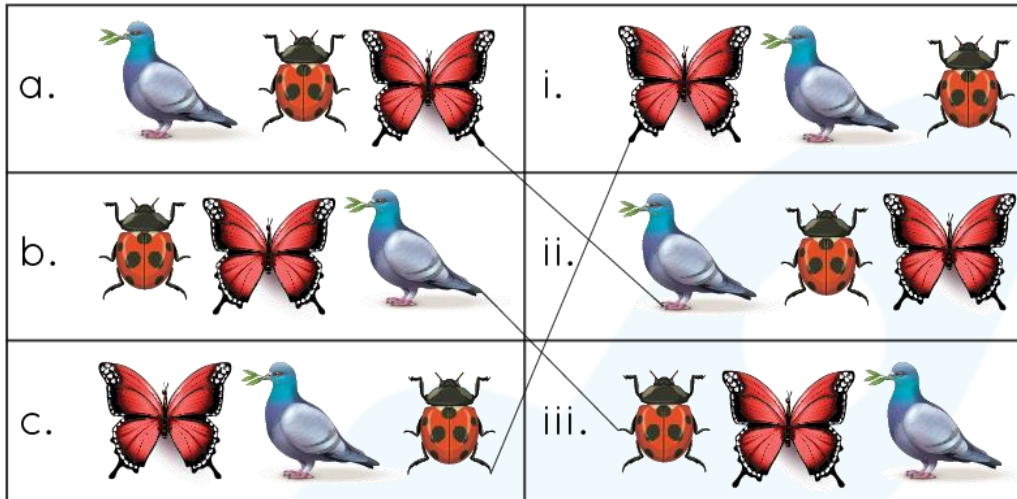
Q.5) Observe the pattern and write the next three numbers in the sequence.

Solution:

1800, 1600, 1400, 1200, 1000, 800, 600

Q.6) Match the following:

Solution:



Q.7) Complete the sequence.

Solution:

12, 17, 22, 27, 32, 37, 42, 47, 52.


Q.8) Can you find the number pattern and fill the missing numbers?

Solution:

1575	1475	<u>1375</u>	1275	<u>1175</u>	<u>1075</u>	975
------	------	-------------	------	-------------	-------------	-----

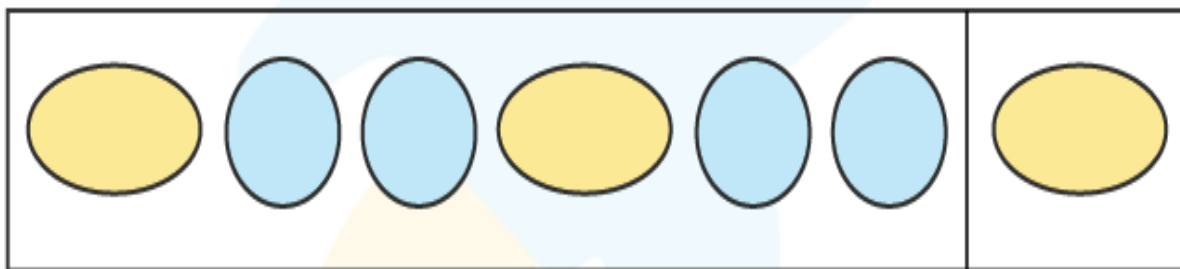
Q.9) Draw the picture that comes next in the growing pattern.

Solution:



Q.10) Draw and shade the next shape.

Solution:



FUN FACT

1. Patterns show us an order or an arrangement of objects.
2. Did you know that numbers are not created randomly? All numbers have a pattern that we can explore!
3. You can find patterns all around you! On the petals of flowers or even on the wings of a butterfly!

