

Get better at Math.  
Get better at  
everything.



Come experience the Cuemath methodology and ensure your child stays ahead at math this summer.



**Adaptive  
Platform**



**Interactive Visual  
Simulations**



**Personalized  
Attention**

For Grades 1 - 10




LIVE online classes  
by trained and  
certified experts.

Get the Cuemath advantage


**Book a FREE trial class**

## Patterns Worksheets

Q.1) What comes next?





















Q.2) Finish the pattern.









Q.3) Complete the next three numbers in the sequence.

4, 8, 12, 16, 20, \_\_\_\_, \_\_\_\_, \_\_\_\_







Q.4) Match the following:

(a)				(i)			
(b)				(ii)			
(c)				(iii)			






Q.5) Match the following:

(a)		(i)	
(b)		(ii)	
(c)		(iii)	

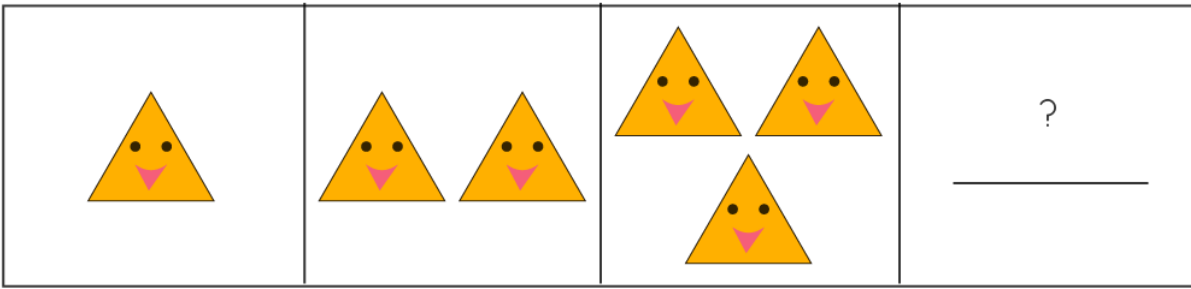
Q.6) Match the following eggs according to their sizes:

a.		i.	
b.		ii.	
c.		iii.	

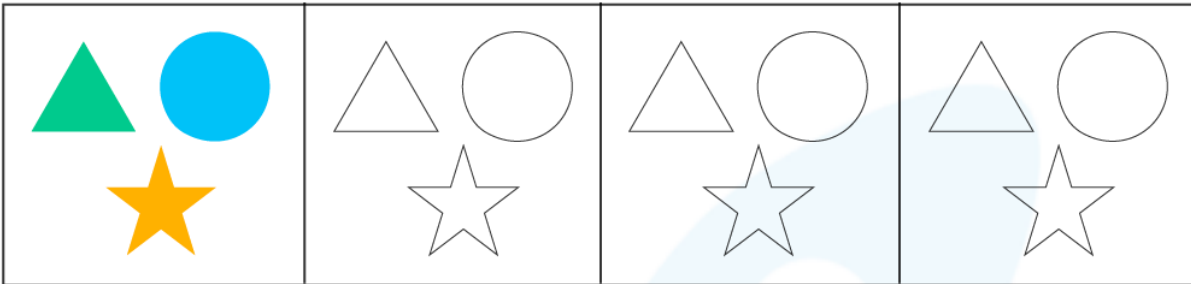
Q.7) Shade the shape with the correct color according to the pattern.

					?
					_____

Q.8) Draw the picture that comes next in the growing pattern.



Q.9) Shade the shapes as shown in the pattern.



Q.10) Write the number that should come next in the pattern.

<p>10, 20, 30, 40, 50, 60, 70, 80</p>	<p style="text-align: center;">--</p>
---------------------------------------	---------------------------------------

**When you learn math  
in an interesting way,  
you never forget.**



**25 Million**

Math classes &  
counting

**100K+**

Students learning  
Math the right way

**20+ Countries**

Present across USA, UK,  
Singapore, India, UAE & more.

## Why choose Cuemath?

"Cuemath is a valuable addition to our family. We love solving puzzle cards. My daughter is now visualizing maths and solving problems effectively!"

- Gary Schwartz

"Cuemath is great because my son has a one-on-one interaction with the teacher. The instructor has developed his confidence and I can see progress in his work. One-on-one interaction is perfect and a great bonus."

- Kirk Riley

"I appreciate the effort that miss Nitya puts in to help my daughter understand the best methods and to explain why she got a problem incorrect. She is extremely patient and generous with Miranda."

- Barbara Cabrera

Get the Cuemath advantage


**Book a FREE trial class**



**ANSWERS**

Q.1) What comes next?

Solution:



Q.2) Finish the pattern.

Solution:





















Q.3) Complete the next three numbers in the sequence.

Solution:

4, 8, 12, 16, 20, 24, 28, 32













Q.4) Match the following:

Solution:

(a)	  	(i)	  
(b)	  	(ii)	  
(c)	  	(iii)	  






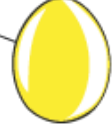
Q.5) Match the following:

Solution:

(a)	 	(i)	 
(b)	 	(ii)	 
(c)	 	(iii)	 


Q.6) Match the following eggs according to their sizes:

Solution:

a.		i.	
b.		ii.	
c.		iii.	

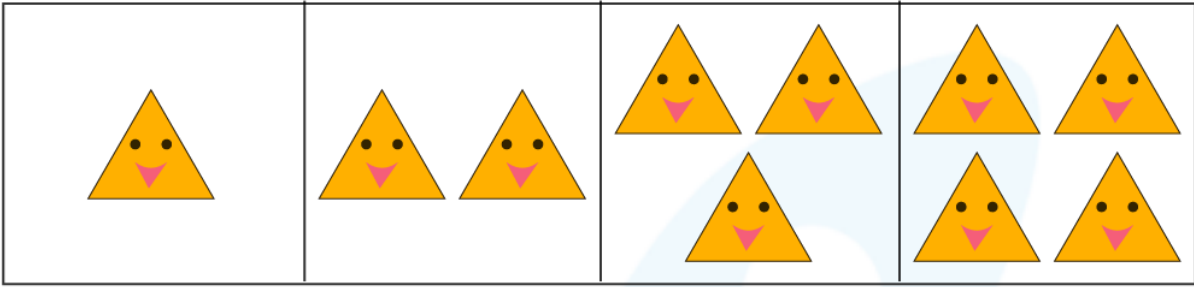
Q.7) Shade the shape with the correct color according to the pattern.

Solution:



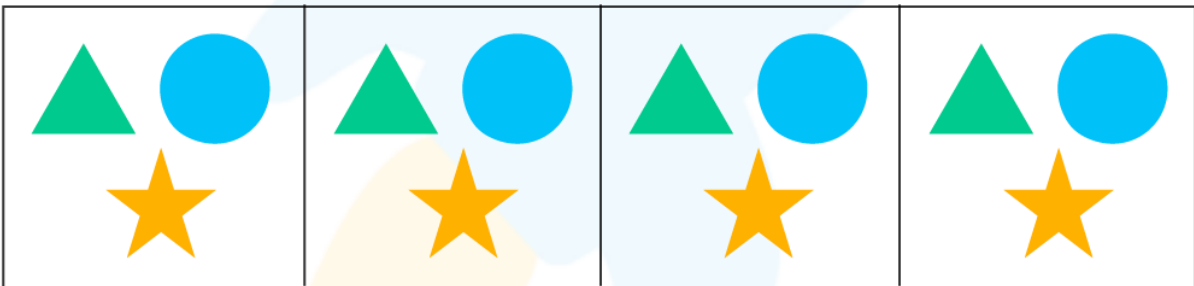
Q.8) Draw the picture that comes next in the growing pattern.

Solution:



Q.9) Shade the shapes as shown in the pattern.

Solution:



Q.10) Write the number that should come next in the pattern.

Solution:

10, 20, 30, 40, 50, 60, 70, 80	90
--------------------------------	----



## FUN FACT

1. Patterns show us an order or an arrangement of objects.
2. Did you know that numbers are not created randomly? All numbers have a pattern that we can explore!
3. You can find patterns all around you! On the petals of flowers or even on the wings of a butterfly!

