

Get better at Math.
Get better at
everything.



Come experience the Cuemath methodology and ensure your child stays ahead at math this summer.



**Adaptive
Platform**



**Interactive Visual
Simulations**



**Personalized
Attention**

For Grades 1 - 10



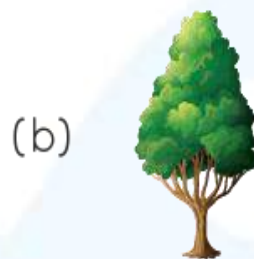


LIVE online classes
by trained and
certified experts.

Get the Cuemath advantage

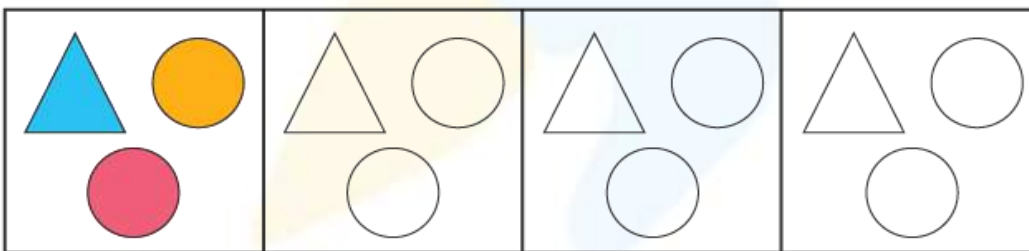
Book a FREE trial class

Pattern Worksheets for Kindergarten


Q.1) Circle the tree that will come next in the pattern.




Q.2) Shade the following shapes as shown in the pattern.



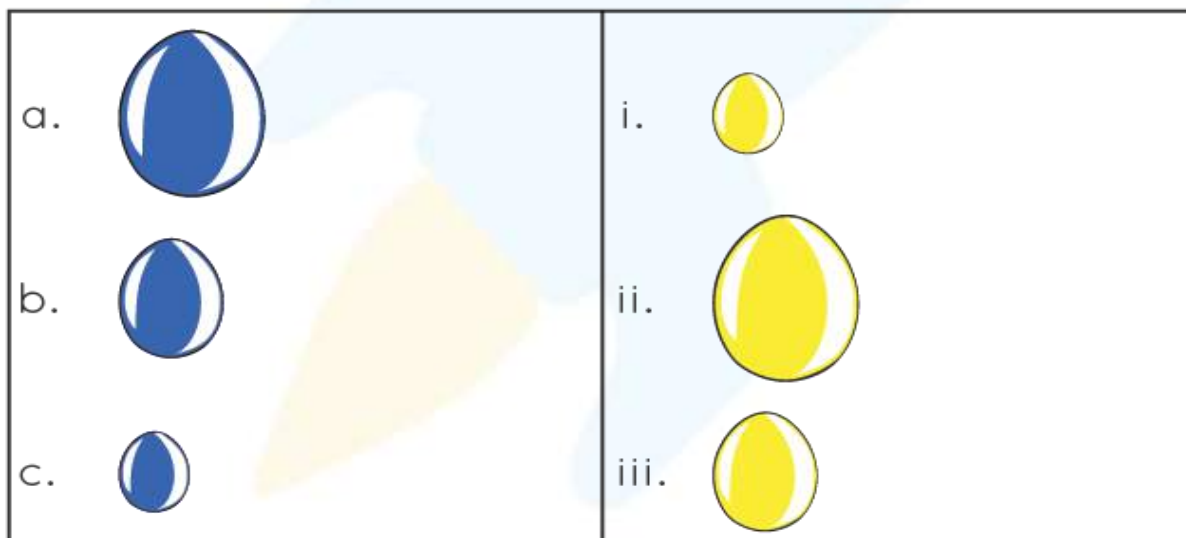
Q.3) What comes next?



Q.4) Circle the correct ball which follows the pattern.




Q.5) Match the following eggs according to their sizes.



Q.6) Write the next three numbers in the pattern.

2	3	4	2	3	4	---	---	---
---	---	---	---	---	---	-----	-----	-----

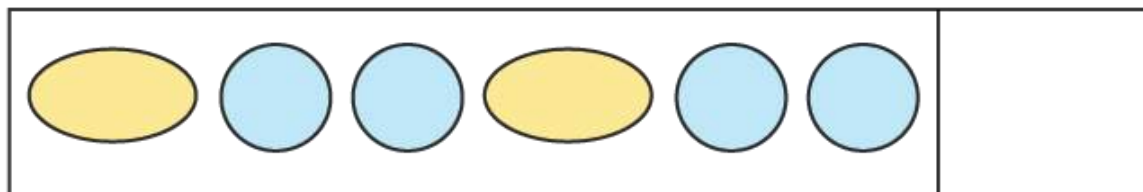
Q.7) Draw the picture that comes next in the growing pattern.





















Q.8) Draw and color the missing fruit.



Q.9) Draw and shade the next shape.



Q.10) Match the following:

<p>a.   </p>	<p>i.   </p>
<p>b.   </p>	<p>ii.   </p>
<p>c.   </p>	<p>iii.   </p>

When you learn math
in an interesting way,
you never forget.



25 Million

Math classes &
counting

100K+

Students learning
Math the right way

20+ Countries

Present across USA, UK,
Singapore, India, UAE & more.

Why choose Cuemath?

"Cuemath is a valuable addition to our family. We love solving puzzle cards. My daughter is now visualizing maths and solving problems effectively!"

- Gary Schwartz

"Cuemath is great because my son has a one-on-one interaction with the teacher. The instructor has developed his confidence and I can see progress in his work. One-on-one interaction is perfect and a great bonus."

- Kirk Riley

"I appreciate the effort that miss Nitya puts in to help my daughter understand the best methods and to explain why she got a problem incorrect. She is extremely patient and generous with Miranda."

- Barbara Cabrera

Get the Cuemath advantage


Book a FREE trial class



ANSWERS

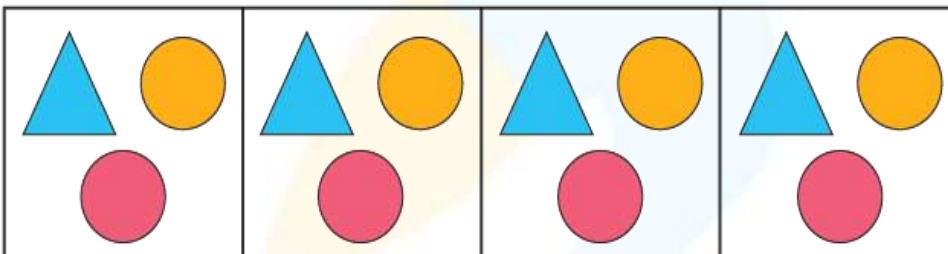
Q.1) Circle the correct tree which follows the pattern.

Solution:




Q.2) Shade the following shapes as shown in the pattern.

Solution:



Q.3) What comes next?

Solution:



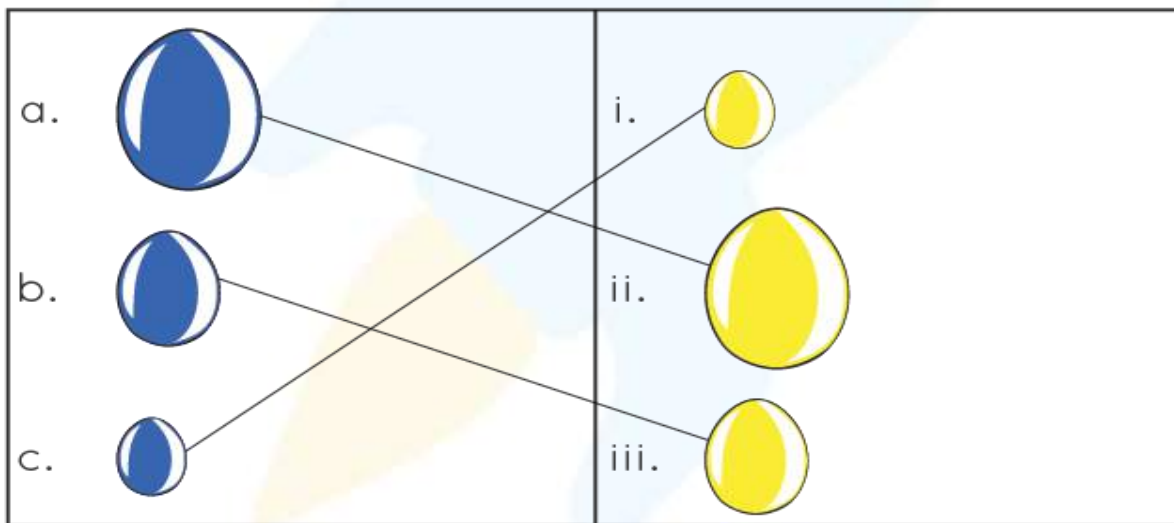
Q.4) Circle the correct ball which follows the pattern.

Solution:



Q.5) Match the following eggs according to their sizes:

Solution:




Q.6) Write the next three numbers in the pattern.

Solution:

2	3	4	2	3	4	<u>2</u>	<u>3</u>	<u>4</u>
---	---	---	---	---	---	----------	----------	----------

Q.7) Draw the picture that comes next in the growing pattern.

Solution:



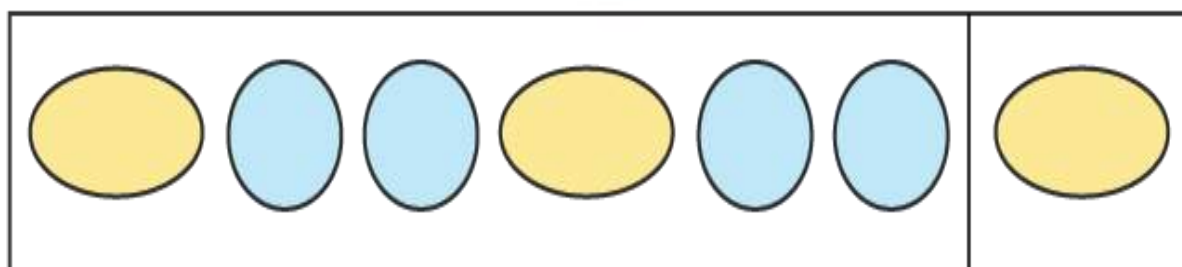
Q.8) Draw and color the missing fruit.

Solution:





















Q.9) Draw and shade the next shape.

Solution:



Q.10) Match the following:

Solution:

<p>a.   </p>	<p>i.   </p>
<p>b.   </p>	<p>ii.   </p>
<p>c.   </p>	<p>iii.   </p>

FUN FACT

1. Did you know that numbers are not created randomly? All numbers have a pattern that we can explore!
2. You can find patterns all around you! On the petals of flowers or even on the wings of a butterfly!
3. Patterns show us an order or an arrangement of objects.

