

Get better at Math.
Get better at
everything.



Come experience the Cuemath methodology and ensure your child stays ahead at math this summer.



**Adaptive
Platform**



**Interactive Visual
Simulations**



**Personalized
Attention**

For Grades 1 - 10



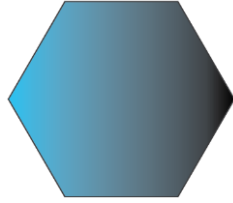
LIVE online classes
by trained and
certified experts.

Get the Cuemath advantage

Book a FREE trial class

Mental Maths for Grade 1 Worksheet

Q.1. How many sides does this shape have?



- a. 6
- b. 7

Q.2. _____ comes before October.

- a. September
- b. August

Q.3. Which is the fourth number in the list?

2, 3, 4, 5, 6

- a. 2
- b. 4
- c. 5
- d. 6

Q.4. If there are 3 books in a box. How many books will be there in 4 such boxes?



- a. 14
- b. 12

Q.5. Write down the number sixty-nine.

Q.6. The half of 10 is _.

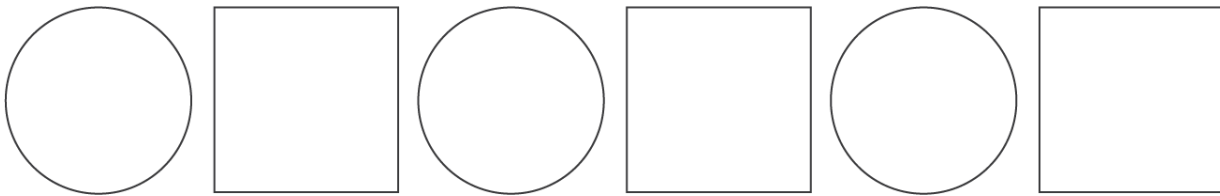
a. 4

b. 5

Q.7 What number comes after 29?

Q.8. If I have 10 apples. I eat 2 of them. How many are left?

Q.9. Draw the next shape in sequence.



Q.10. $9 + _ = 12$

**When you learn math
in an interesting way,
you never forget.**



25 Million

Math classes &
counting

100K+

Students learning
Math the right way

20+ Countries

Present across USA, UK,
Singapore, India, UAE & more.

Why choose Cuemath?

"Cuemath is a valuable addition to our family. We love solving puzzle cards. My daughter is now visualizing maths and solving problems effectively!"

- Gary Schwartz

"Cuemath is great because my son has a one-on-one interaction with the teacher. The instructor has developed his confidence and I can see progress in his work. One-on-one interaction is perfect and a great bonus."

- Kirk Riley

"I appreciate the effort that miss Nitya puts in to help my daughter understand the best methods and to explain why she got a problem incorrect. She is extremely patient and generous with Miranda."


- Barbara Cabrera

Get the Cuemath advantage

Book a FREE trial class

**ANSWERS**

1)	a.
2)	a.
3)	c.
4)	b.
5)	69
6)	b.

7)	30
8)	8
9)	
10)	$9 + \underline{3} = 12$

FUN FACT

1. When we find the square of a number ending in 5, we just multiply the first number with the number after it and write 25 besides it.
2. To find number of sides in a shape, just count the vertices.
3. Addition of 1, 2 and 3 and multiplication of 1, 2 and 3 is 6.

