

Get better at Math.
Get better at
everything.



Come experience the Cuemath methodology and ensure your child stays ahead at math this summer.



Adaptive Platform



Interactive Visual Simulations



Personalized Attention

For Grades 1 - 10



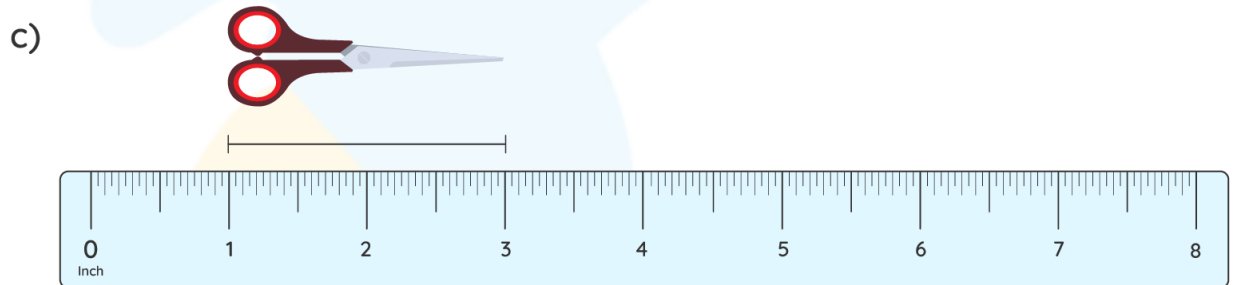
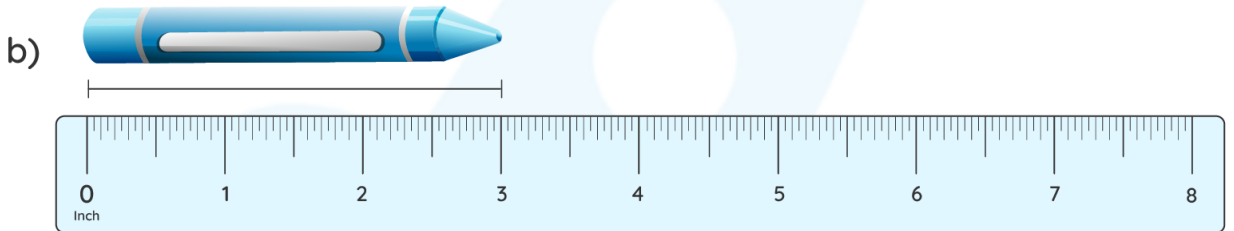
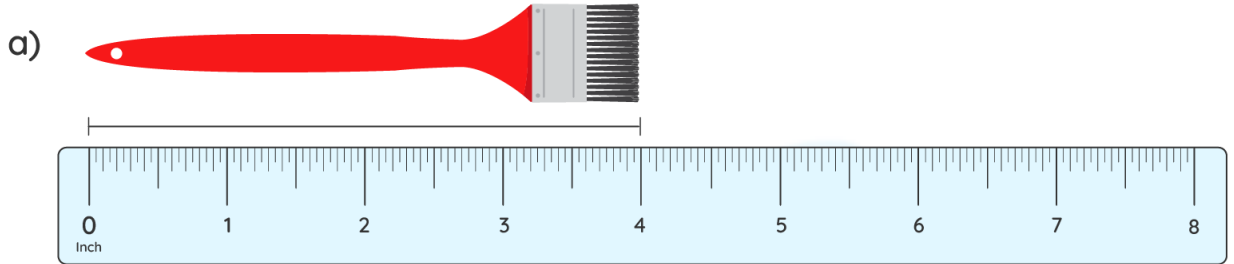
LIVE online classes
by trained and
certified experts.

Get the Cuemath advantage

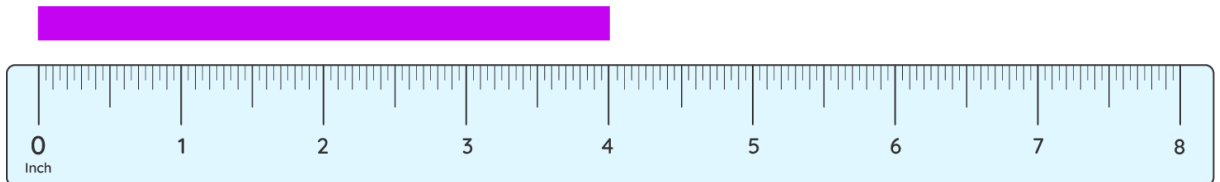
Book a FREE trial class

Measuring In Inches Worksheets


1) Find the length of the objects given below.



2) What is the length of the strip in inches?

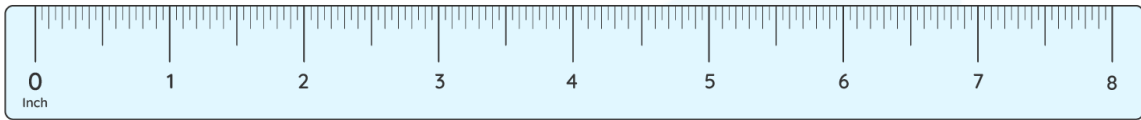


3) Measure the sides of the square in inches.

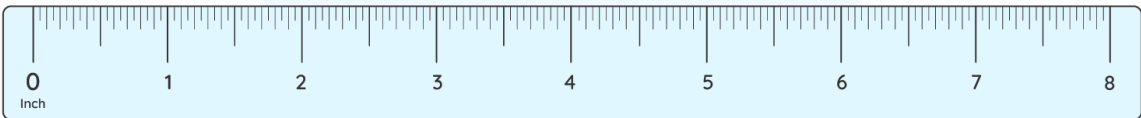


4) measure the length of the strips on the inch scale to the half.

a) 

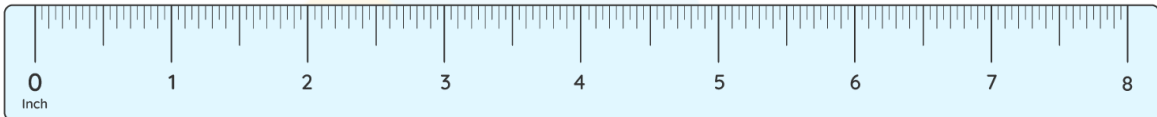



b) 

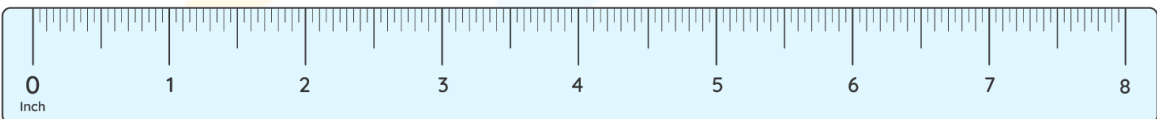


5) Measure the length of the line to the quarter.

a) 

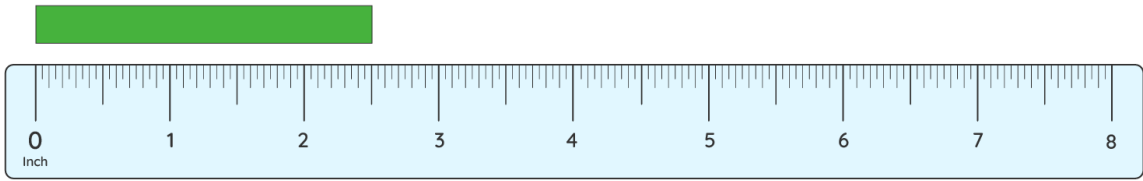


b) 

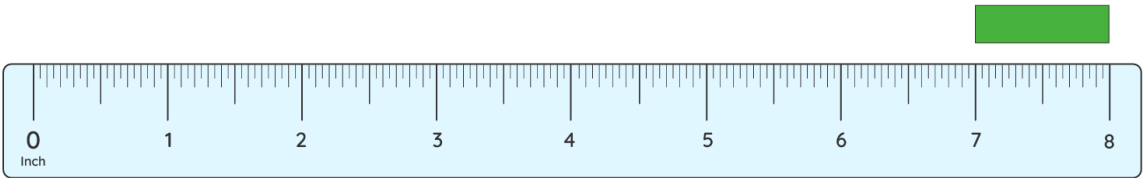


6) Measure the length of the strips.

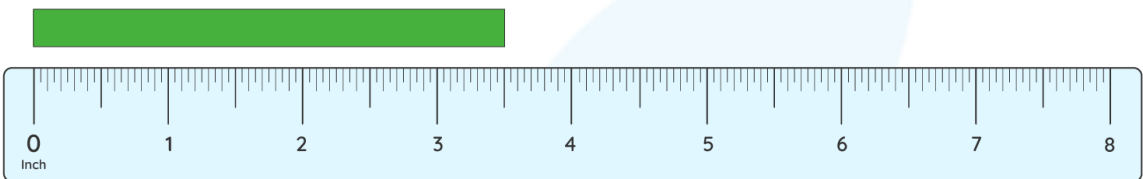
a)



b)

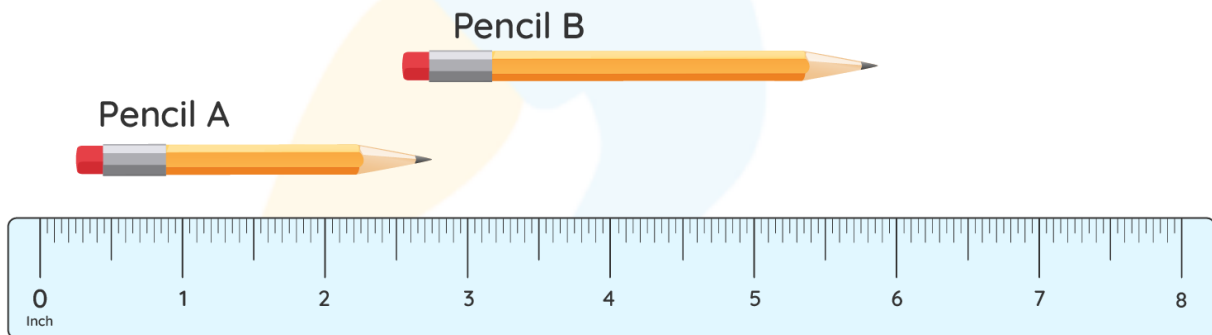


c)



7) compare the length of the pencils on the inch scale.

Pencil A ----- Pencil B



8) if 1 bead measures 0.5 inches, how many inches will 3 such beads measure together?

9) Draw a line of measure 6.5 inches.



10) Draw a rectangle of side measures 4.5 inches and 3 inches.



**When you learn math
in an interesting way,
you never forget.**



25 Million

Math classes &
counting

100K+

Students learning
Math the right way

20+ Countries

Present across USA, UK,
Singapore, India, UAE & more.

Why choose Cuemath?

"Cuemath is a valuable addition to our family. We love solving puzzle cards. My daughter is now visualizing maths and solving problems effectively!"

- Gary Schwartz

"Cuemath is great because my son has a one-on-one interaction with the teacher. The instructor has developed his confidence and I can see progress in his work. One-on-one interaction is perfect and a great bonus."

- Kirk Riley

"I appreciate the effort that miss Nitya puts in to help my daughter understand the best methods and to explain why she got a problem incorrect. She is extremely patient and generous with Miranda."

- Barbara Cabrera

Get the Cuemath advantage

Book a FREE trial class

ANSWERS

1)	a) 4 inches b) 3 inches c) 2 inches
2)	4 inches
3)	Measure the length and the breadth using an inch scale.
4)	a) 2.3 inches b) 3.3 inches
5)	a) 4.3 inches b) 3.5 inches
6)	2.5 inches 1 inch 3.5 inches

7)	Pencil A – 2.5 inches Pencil B – 3.5 inches Pencil A < Pencil B
8)	1.5 inches
9)	Draw using an inch scale.
10)	Draw the length and the breadth using an inch scale.

FUN FACT

1. There are 12 inches in a foot.
2. One inch is the measurement from the thumb's top knuckle to the thumb tip.
3. One inch = 2.54 centimeters.

