

Get better at Math.
Get better at
everything.



Come experience the Cuemath methodology and ensure your child stays ahead at math this summer.



**Adaptive
Platform**



**Interactive Visual
Simulations**



**Personalized
Attention**

For Grades 1 - 10



LIVE online classes
by trained and
certified experts.

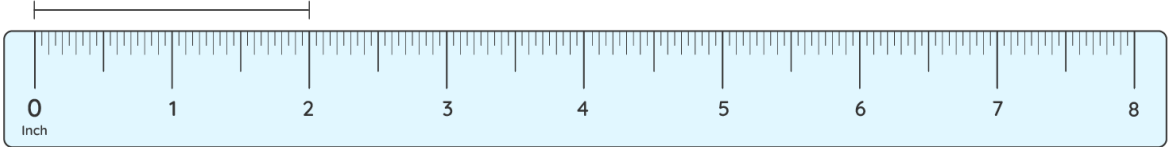
Get the Cuemath advantage

Book a FREE trial class

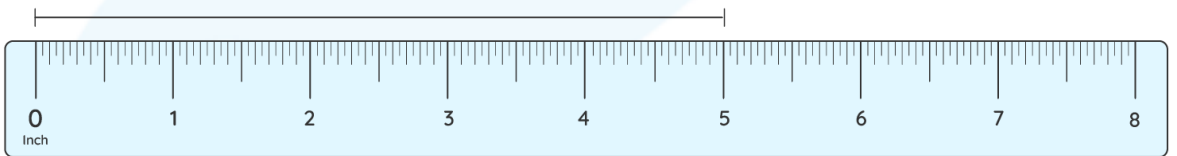

Measuring In Inches Worksheets

1) Find the length of the objects given below.

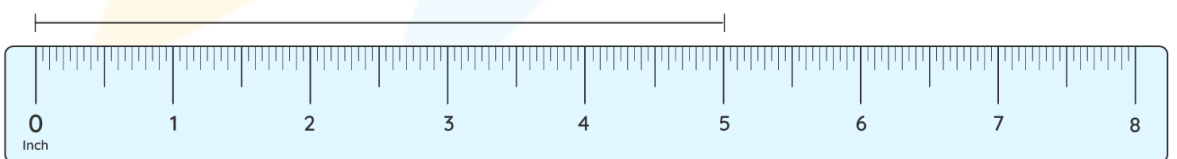
a)



b)

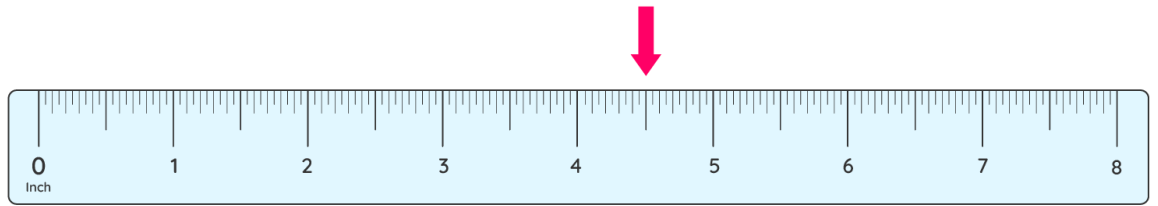


c)

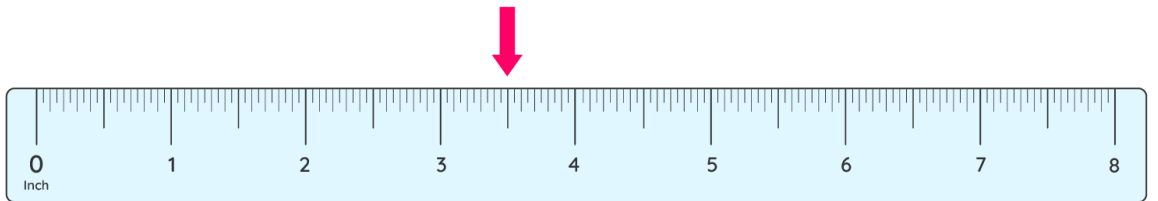


2) Where does the indicator point on the inch scale?

a)

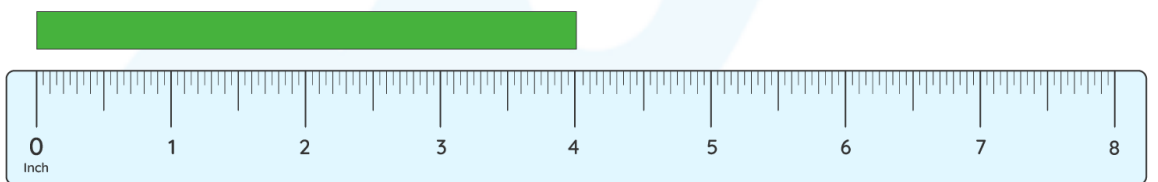


b)

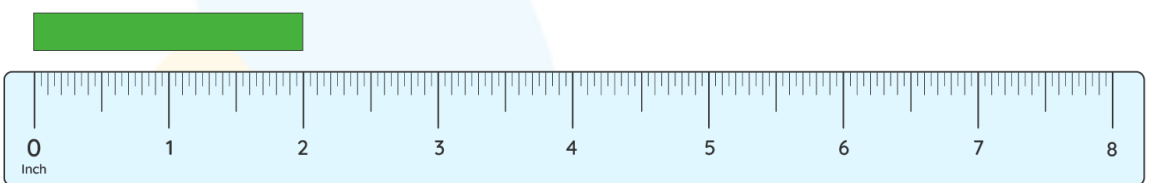


3) Find the length of the strips shown below.

a)

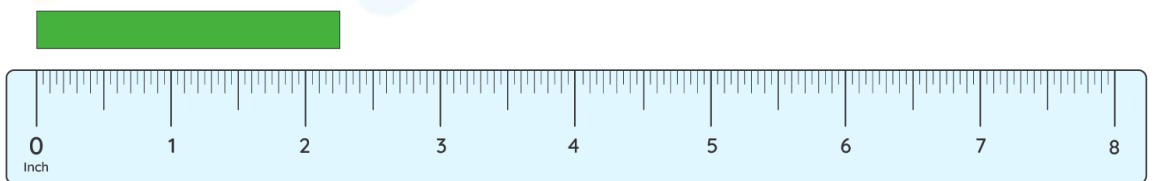


b)

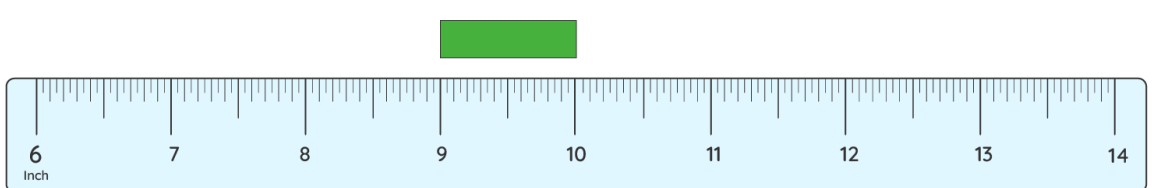


4) Measure the length of the strips on the inch scale.


a)



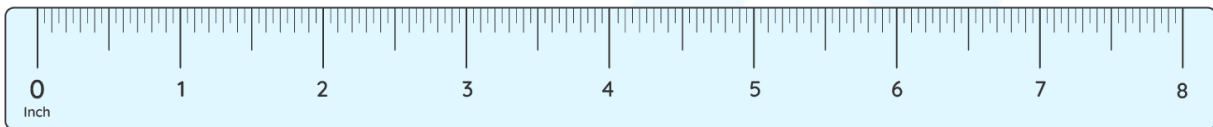
b)



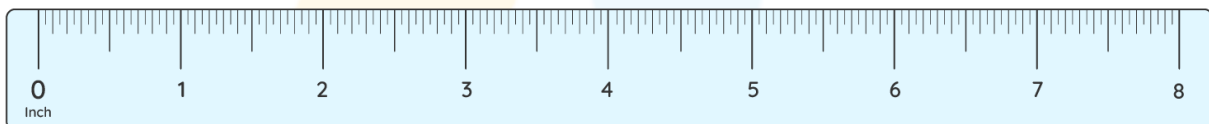

5) Measure the length and width of the rectangle in inches.



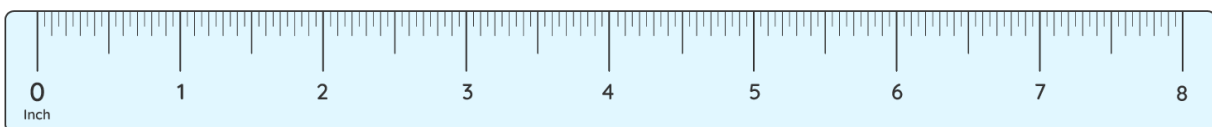
6) Measure the length of the line to its quarter.



7) Compare pens A and B.

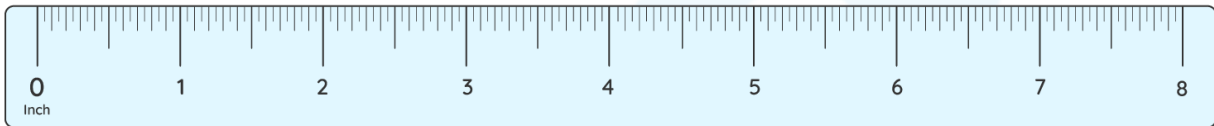


8) Sam measured the strip and found that it is 4 inches long. Is he correct?



9) A celery measures 4 inches and a carrot measures half of it.
How long is the carrot?

10) How long is the crayon?



**When you learn math
in an interesting way,
you never forget.**



25 Million

Math classes &
counting

100K+

Students learning
Math the right way

20+ Countries

Present across USA, UK,
Singapore, India, UAE & more.

Why choose Cuemath?

"Cuemath is a valuable addition to our family. We love solving puzzle cards. My daughter is now visualizing maths and solving problems effectively!"

- Gary Schwartz

"Cuemath is great because my son has a one-on-one interaction with the teacher. The instructor has developed his confidence and I can see progress in his work. One-on-one interaction is perfect and a great bonus."

- Kirk Riley

"I appreciate the effort that miss Nitya puts in to help my daughter understand the best methods and to explain why she got a problem incorrect. She is extremely patient and generous with Miranda."

- Barbara Cabrera

Get the Cuemath advantage

Book a FREE trial class

**ANSWERS**

1)	a) 2 inches b) 5 inches c) 5 inches
2)	a) 4.5 inches b) 3.5 inches
3)	a) 4 inches b) 2 inches
4)	a) 2.3 inches b) 1 inch
5)	Measure the length and the breadth using an inch scale.
6)	2.3 inches

7)	Pen A > Pen B Pen A - 3 inches Pen B - 2.6 inches
8)	3 inches
9)	2 inches
10)	2 inches

FUN FACT

1. At first, an inch was the width of a man's thumb.
2. At times inch was also defined as the combined lengths of 12 poppy seeds.
3. One inch is the measurement from the thumb's top knuckle to the thumb tip.

