

Get better at Math.
Get better at
everything.



Come experience the Cuemath methodology and ensure your child stays ahead at math this summer.



**Adaptive
Platform**



**Interactive Visual
Simulations**



**Personalized
Attention**

For Grades 1 - 10



LIVE online classes
by trained and
certified experts.

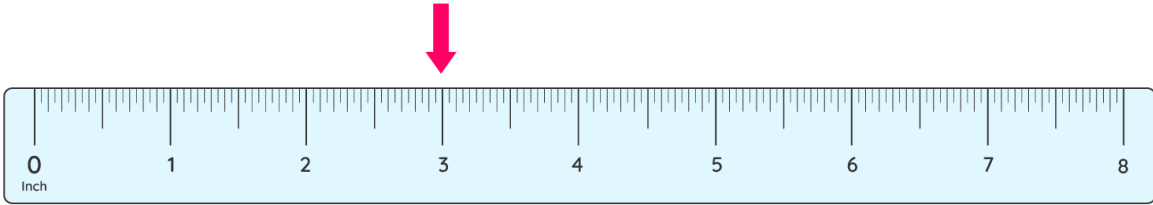
Get the Cuemath advantage

Book a FREE trial class

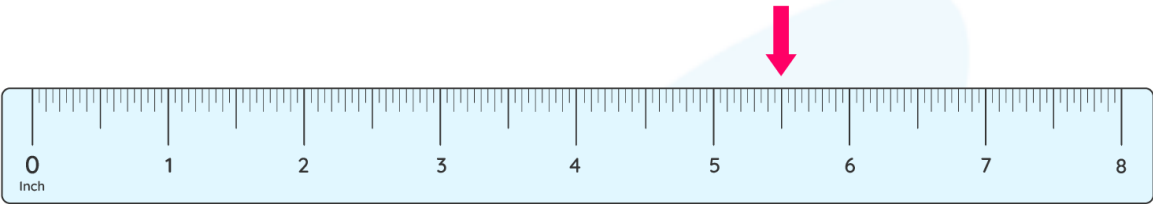
Measuring In Inches Worksheets

1) Where does the indicator point on the inch scale?

a)

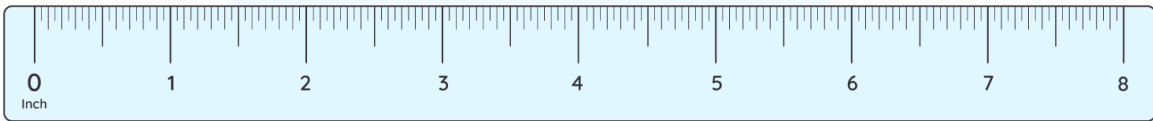



b)



2) Find the length of the objects given below.

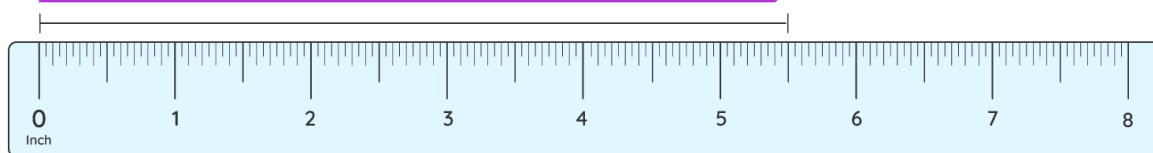
a)



b)

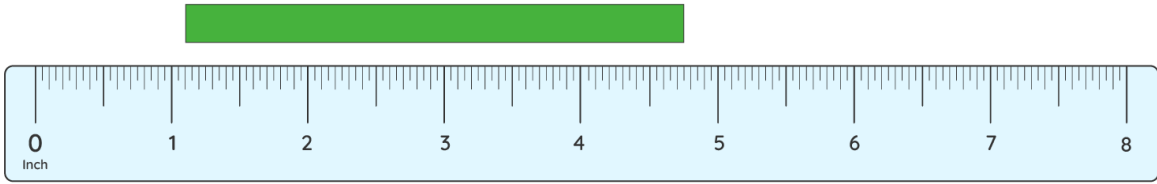


c)

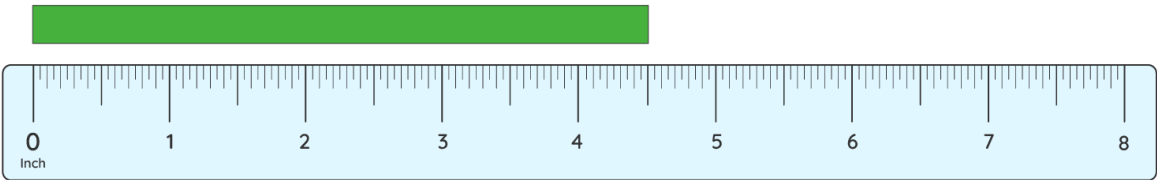


3) What is the length of the strips?

a)

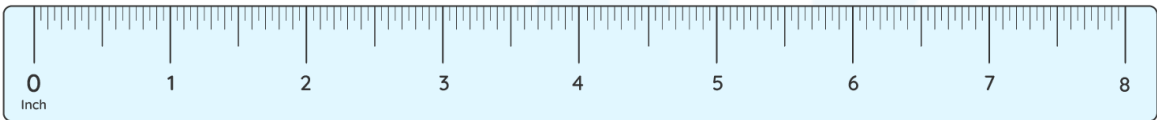


b)

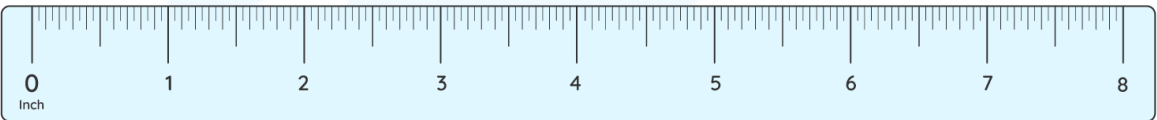


4) What is the length of the line to the quarter on the inch scale?

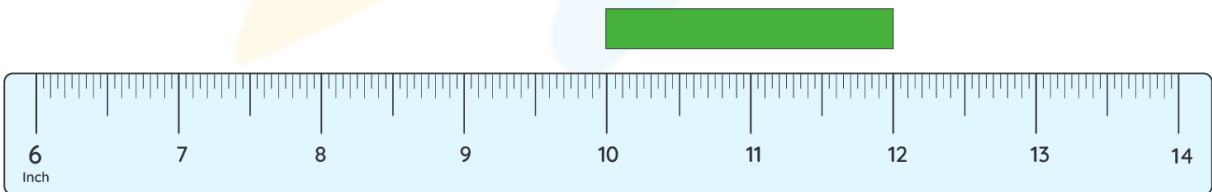
a)



b)

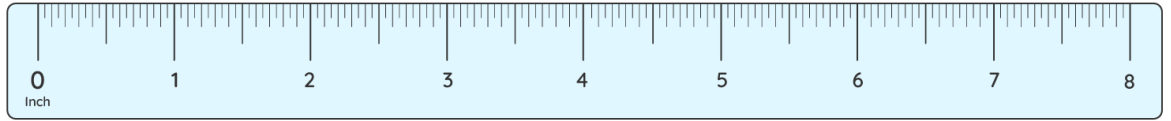



5) Does the line strip measure 2 inches or 3 inches on the scale?

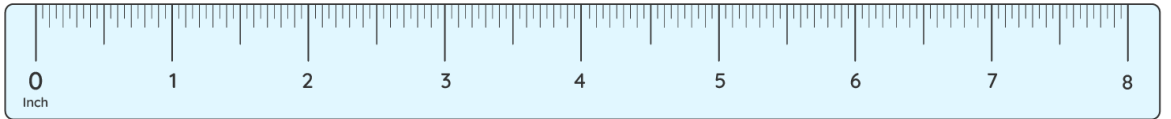


6) Compare torch A and Torch B.

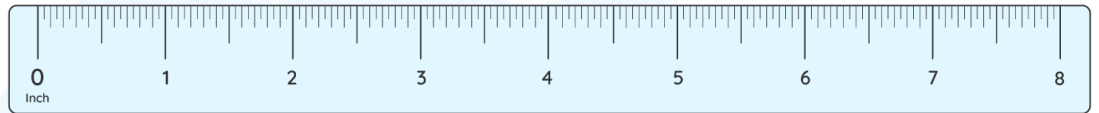
a)




b)



7) Compare pens A, B, C.



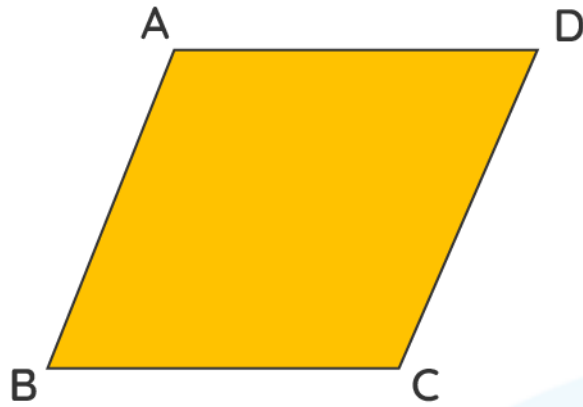
8) Draw a line of 5 inches long.



9) Estimate the length of the objects around you and write in inches.

- a) Notebook paper
- b) Board pin
- c) Match box
- d) Leaf
- e) Comb
- f) Pen
- g) Crayon
- h) book

10) measure the length of the sides of the parallelogram



**When you learn math
in an interesting way,
you never forget.**



25 Million

Math classes &
counting

100K+

Students learning
Math the right way

20+ Countries

Present across USA, UK,
Singapore, India, UAE & more.

Why choose Cuemath?

"Cuemath is a valuable addition to our family. We love solving puzzle cards. My daughter is now visualizing maths and solving problems effectively!"

- Gary Schwartz

"Cuemath is great because my son has a one-on-one interaction with the teacher. The instructor has developed his confidence and I can see progress in his work. One-on-one interaction is perfect and a great bonus."

- Kirk Riley

"I appreciate the effort that miss Nitya puts in to help my daughter understand the best methods and to explain why she got a problem incorrect. She is extremely patient and generous with Miranda."

- Barbara Cabrera

Get the Cuemath advantage

Book a FREE trial class

**ANSWERS**

1)	3 inches 5.5 inches
2)	2 inches 3 inches 5.5 inches
3)	3.7 inches 4.5 inches
4)	4.3 inches 0.8 inches
5)	2 inches
6)	Torch A < Torch B 1.8 inches < 2.3 inches

7)	Pen A - 4.5 inches Pen B - 2.5 inches Pen C - 5.3 inches $\text{Pen B} < \text{Pen A} < \text{Pen C}$
8)	Draw using an inch scale.
9)	Answers may vary
10)	Measure using an inch scale.

FUN FACT

1. One inch was generally defined as 3 barleycorns.
2. One inch = $\frac{1}{36}$ yard
3. A penny = $\frac{3}{4}$ of an inch across and a quarter is slightly less than an inch.

