

Get better at Math.
Get better at
everything.



Come experience the Cuemath methodology and ensure your child stays ahead at math this summer.



**Adaptive
Platform**



**Interactive Visual
Simulations**



**Personalized
Attention**

For Grades 1 - 10



LIVE online classes
by trained and
certified experts.

Get the Cuemath advantage

Book a FREE trial class

Identify the Coins Worksheet

Q.1) Can you identify and write the correct names of the coins and bills using the help box?

Dime

Quarter

Nickel

Penny

1 Dollar

5 Dollars

a)



b)



c)



d)









e)



f)



Q.2) Match the following food items with their correct prices, if one orange costs 5 cents (¢), one mango costs 25 cents (¢), and the banana costs 20 cents (¢).

a)  5 ¢	i) 
b)  25 ¢	ii) 
c)  20 ¢	iii) 

Q.3) Count the coins and write the value in cents.

a)  = _____ cents (¢)

b)  = _____ cents (¢)

Q.4) Add the money and write the value in Dollars (\$).

a)



= _____

b)



= _____

Q.5) Count the coins on the tree and write their value in cents.



(a) 35 cents

(b) 40 cents

(c) 8 cents

Q.6) Which coin is this?




(a) Penny



(b) Nickel

(c) Quarter

Q.7) Identify and count the coins to match them.

	3 Nickels
	5 Dimes
	2 Pennies

Q.8) Count the dimes and pennies and write the amount in cents (¢).

	_____ ¢
	_____ ¢

Q.9) Fill in the blanks.

a.) 1 quarter + 2 pennies = _____cents + _____cents = _____cents.

b.) 5 dimes + 2 nickels = _____cents + _____cents = _____cents.

Q.10) Fill in the blanks.

a.) 6 dollars = _____cents

b.) 4 quarters = _____ cents

When you learn math
in an interesting way,
you never forget.



25 Million

Math classes &
counting

100K+

Students learning
Math the right way

20+ Countries

Present across USA, UK,
Singapore, India, UAE & more.

Why choose Cuemath?

"Cuemath is a valuable addition to our family. We love solving puzzle cards. My daughter is now visualizing maths and solving problems effectively!"

- Gary Schwartz

"Cuemath is great because my son has a one-on-one interaction with the teacher. The instructor has developed his confidence and I can see progress in his work. One-on-one interaction is perfect and a great bonus."


- Kirk Riley

"I appreciate the effort that miss Nitya puts in to help my daughter understand the best methods and to explain why she got a problem incorrect. She is extremely patient and generous with Miranda."

























- Barbara Cabrera


Get the Cuemath advantage

Book a FREE trial class



ANSWERS

Q.1)	<p>a)  Nickel</p> <p>b)  Dime</p> <p>c)  Penny</p> <p>d)  Quarter</p> <p>e)  1 Dollar</p> <p>f)  5 Dollars</p>						
Q.2)	<table border="1"> <tr> <td>a) </td> <td>i) </td> </tr> <tr> <td>b) </td> <td>ii) </td> </tr> <tr> <td>c) </td> <td>iii) </td> </tr> </table>	a) 	i) 	b) 	ii) 	c) 	iii) 
a) 	i) 						
b) 	ii) 						
c) 	iii) 						
Q.3)	<p>a.) 4 quarters = 100 cents</p> <p>b.) 5 dimes = 50 cents</p>						
Q.4)	<p>a.) \$11</p> <p>b.) \$15.21</p>						
Q.5)	<p>3 dimes + 5 pennies = 35 cents</p>						

Q.6)	Penny
Q.7)	
Q.8)	a.) 21 cents b.) 23 cents
Q.9)	a.) $25 \text{ cents} + 2 \text{ cents} = 27 \text{ cents}$ b.) $50 \text{ cents} + 10 \text{ cents} = 60 \text{ cents}$
Q.10)	a.) 600 cents b.) 100 cents

FUN FACT

1. One cent can be written as \$0.01 or 1¢.
2. All coins and paper bills used in the US have the faces of famous Americans on the front side.
3. Pennies are made with a metal called Zinc, coated with copper.

