

Get better at Math.
Get better at
everything.



Come experience the Cuemath methodology and ensure your child stays ahead at math this summer.



**Adaptive
Platform**



**Interactive Visual
Simulations**



**Personalized
Attention**

For Grades 1 - 10



LIVE online classes
by trained and
certified experts.

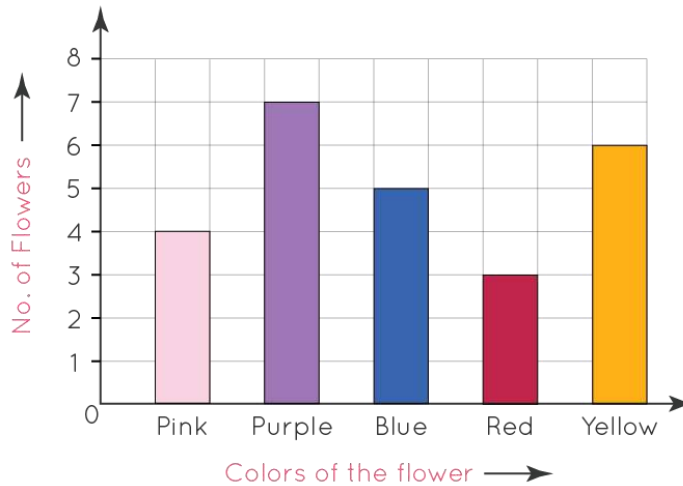
Get the Cuemath advantage

Book a FREE trial class

1st Grade Graphing Worksheet

Q1. The bar graph shows flowers in William's garden.

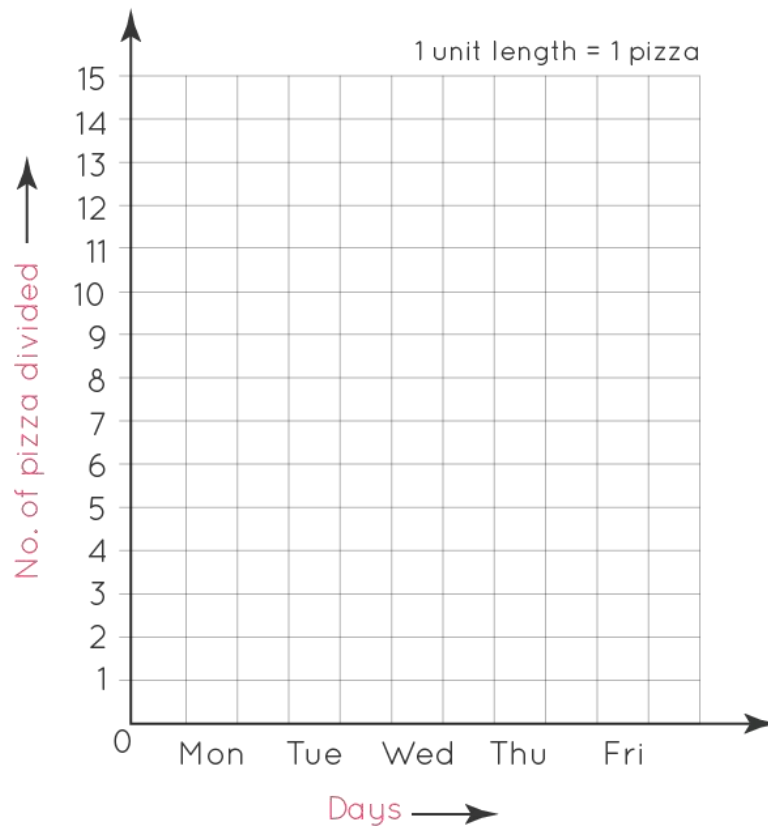
Flowers in William's Garden



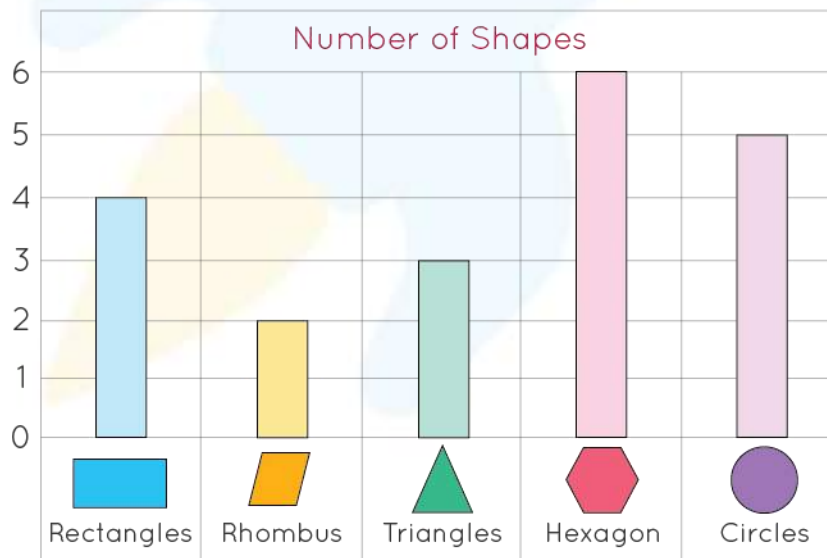
- Number of pink flowers = _____
- Number of yellow flowers = _____
- Number of blue flowers = _____
- Number of red flowers = _____

Q2. A pizza delivery man counted on the number of pizzas delivered by him over the past 5 days.

| Days | Number of pizzas delivered |
|-----------|----------------------------|
| Monday | 8 |
| Tuesday | 5 |
| Wednesday | 6 |
| Thursday | 4 |
| Friday | 7 |



Q3. The following bar graph shows different shapes



Which shape is the highest in number? _____

Q4. The given below is a table depicting the information regarding the number of marks obtained by 5 friends.

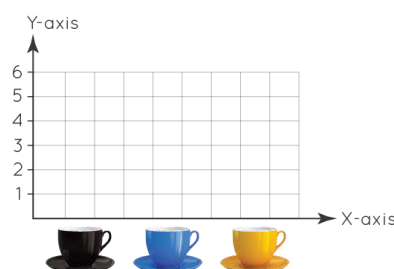
| Friends | Marks |
|---------|-------|
| Lisa | 7 |
| Andrew | 4 |
| Molly | 2 |
| Broke | 5 |
| Alison | 10 |

Q5. The given below graph shows the number of marbles of different colors in a jar.

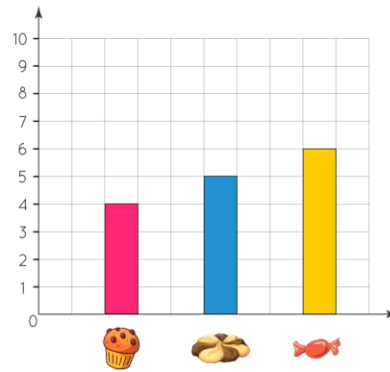


- How many green marbles are there? _____
- How many blue marbles are there? _____

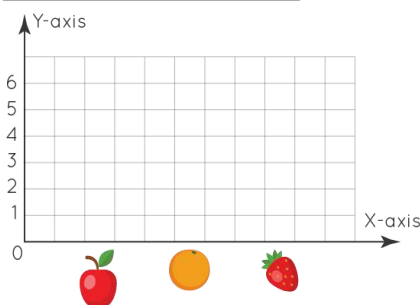

Q6. Draw a bar graph.



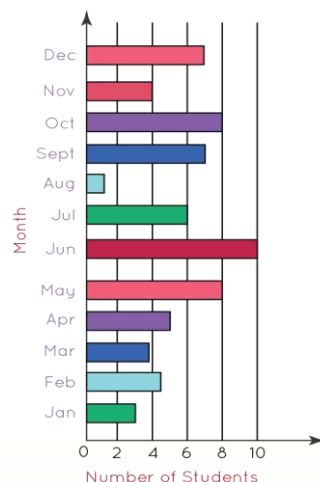
Q7. Draw the correct number of objects in the box.



Q8. Draw the graph for the given fruits.



Q9. How many students have birthdays in May?



- a. 6
- b. 8

Q10. How do you make graphs?

- a. By using scale
- b. Without using scale



When you learn math
in an interesting way,
you never forget.



25 Million

Math classes &
counting

100K+

Students learning
Math the right way

20+ Countries

Present across USA, UK,
Singapore, India, UAE & more.

Why choose Cuemath?

"Cuemath is a valuable addition to our family. We love solving puzzle cards. My daughter is now visualizing maths and solving problems effectively!"

- Gary Schwartz

"Cuemath is great because my son has a one-on-one interaction with the teacher. The instructor has developed his confidence and I can see progress in his work. One-on-one interaction is perfect and a great bonus."


- Kirk Riley

"I appreciate the effort that miss Nitya puts in to help my daughter understand the best methods and to explain why she got a problem incorrect. She is extremely patient and generous with Miranda."

- Barbara Cabrera

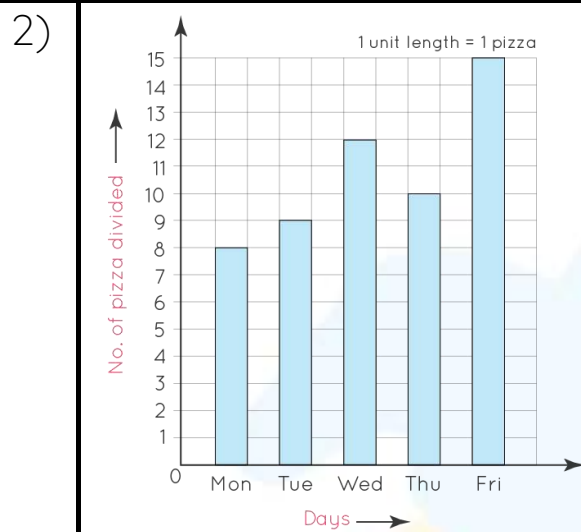
Get the Cuemath advantage

Book a FREE trial class



ANSWERS

- 1)
a. 4
b. 6
c. 5
d. 3

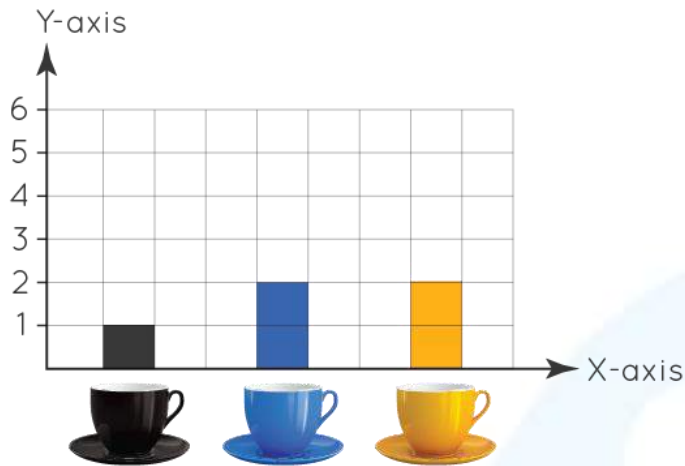


- 3) Chairs

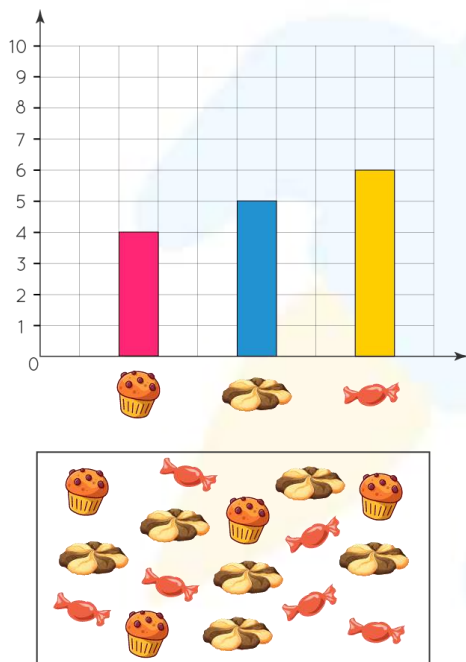


- 5) a. 10
b. 10

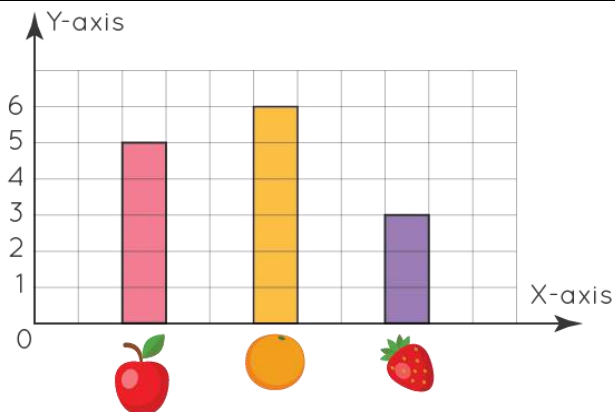
6)



7)



8)



| | |
|-----|----|
| 9) | b. |
| 10) | b. |



FUN FACT

1. There is one disadvantage of vertical bar graphs is that they don't leave much space at the bottom of the chart if long labels are required to write.
2. A bar graph makes comparisons between different variables easy and convenient.
3. Bar graphs help in analyzing patterns over long periods of time.

