

Get better at Math.
Get better at
everything.



Come experience the Cuemath methodology and ensure your child stays ahead at math this summer.



**Adaptive
Platform**



**Interactive Visual
Simulations**



**Personalized
Attention**

For Grades 1 - 10



LIVE online classes
by trained and
certified experts.

Get the Cuemath advantage

Book a FREE trial class

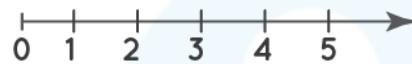
Counting to 5 Worksheets

1) Write the missing numbers in the train.



2) Fill the blanks.

The number line from 0 to 5 is shown



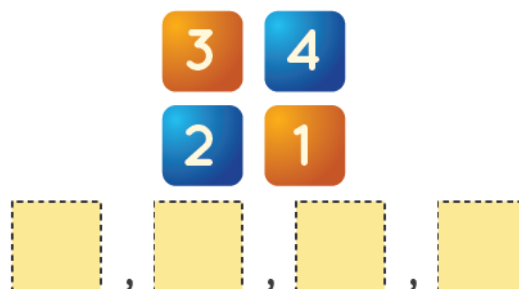
Write the numbers on number line



3) Order the numbers.



4) Arrange the numbers in decreasing order (starting from the largest).



5) Count the ice cream cones. Write number and number name.



6) Count the counters and write the numbers in the box. Color the bigger number box.




7) Write the number names from 1 to 5.

--	--	--	--	--


8) Write the number names.

<div style="display: flex; align-items: center; margin-bottom: 20px;"> 5 <div style="border: 1px dashed black; width: 180px; height: 40px;"></div> </div> <div style="display: flex; align-items: center;"> 4 <div style="border: 1px dashed black; width: 180px; height: 40px;"></div> </div>		<div style="display: flex; align-items: center; margin-bottom: 20px;"> 1 <div style="border: 1px dashed black; width: 180px; height: 40px;"></div> </div> <div style="display: flex; align-items: center;"> 2 <div style="border: 1px dashed black; width: 180px; height: 40px;"></div> </div>
--------------------------------------------------------------------------------------------------------------------------------------------------------------------------------------------------------------------------------------------------------------------------------------------------------------------------------------------------------------------------------------------------------------------	--	--------------------------------------------------------------------------------------------------------------------------------------------------------------------------------------------------------------------------------------------------------------------------------------------------------------------------------------------------------------------------------------------------------------------

9) Arrange the numbers in increasing order (starting from the smallest).



10) Arrange the numbers in decreasing order.



When you learn math
in an interesting way,
you never forget.



25 Million

Math classes &
counting

100K+

Students learning
Math the right way

20+ Countries

Present across USA, UK,
Singapore, India, UAE & more.

Why choose Cuemath?

"Cuemath is a valuable addition to our family. We love solving puzzle cards. My daughter is now visualizing maths and solving problems effectively!"

- Gary Schwartz

"Cuemath is great because my son has a one-on-one interaction with the teacher. The instructor has developed his confidence and I can see progress in his work. One-on-one interaction is perfect and a great bonus."

- Kirk Riley

"I appreciate the effort that miss Nitya puts in to help my daughter understand the best methods and to explain why she got a problem incorrect. She is extremely patient and generous with Miranda."

- Barbara Cabrera

Get the Cuemath advantage

Book a FREE trial class

**ANSWERS**

1)	1, <u>2</u> , <u>3</u> , 4, <u>5</u>
2)	<u>1</u> , <u>2</u> , 3, <u>4</u> , 5
3)	$1 < 2 < 3 < 5$
4)	4, 3, 2, 1
5)	5 Five
6)	4 and 3
7)	One, Two, Three, Four, Five
8)	5 - Five 4 - Four 2 - Two 1 - One
9)	$1 < 2 < 3 < 5$
10)	$4 > 3 > 2 > 1$

FUN FACT

1. 9 is a magic number. When you multiply any number by 9, the digits of the answer always add up to 9.
2. 1 is the first non-zero number among all numbers.
3. Numbers can be easily learnt using number skills like matching, sorting, classifying, ordering and comparing.

