

Get better at Math.
Get better at
everything.



Come experience the Cuemath methodology and ensure your child stays ahead at math this summer.



**Adaptive
Platform**



**Interactive Visual
Simulations**



**Personalized
Attention**

For Grades 1 - 10



LIVE online classes
by trained and
certified experts.

Get the Cuemath advantage

Book a FREE trial class


Counting in 2s Worksheet

1) Complete the grid by counting in 2s.

	68		
	76	78	80
			88

2) By counting in 2s what comes before the number 12?






3) Complete the blocks by skip counting in 2s.








4) Starting at 100 if you skip count by 2, what number would you reach after the 8th skip?

- (a) 116
- (b) 108
- (c) 118

5) Count by 2s and fill in the blanks

				
<div style="border: 1px solid black; padding: 2px; display: inline-block;">2</div>	<div style="border: 1px dashed black; width: 30px; height: 30px; display: inline-block;"></div>	<div style="border: 1px dashed black; width: 30px; height: 30px; display: inline-block;"></div>	<div style="border: 1px dashed black; width: 30px; height: 30px; display: inline-block;"></div>	<div style="border: 1px dashed black; width: 30px; height: 30px; display: inline-block;"></div>

				
<div style="border: 1px dashed black; width: 30px; height: 30px; display: inline-block;"></div>	<div style="border: 1px dashed black; width: 30px; height: 30px; display: inline-block;"></div>	<div style="border: 1px solid black; padding: 2px; display: inline-block;">16</div>	<div style="border: 1px solid black; padding: 2px; display: inline-block;">18</div>	<div style="border: 1px dashed black; width: 30px; height: 30px; display: inline-block;"></div>




6) Help the dog get to the bone by skip counting in 2s and filling the blanks



<div style="border: 1px dashed black; width: 30px; height: 30px; display: inline-block;"></div>	<div style="border: 1px dashed black; width: 30px; height: 30px; display: inline-block;"></div>	38	<div style="border: 1px dashed black; width: 30px; height: 30px; display: inline-block;"></div>	42	<div style="border: 1px dashed black; width: 30px; height: 30px; display: inline-block;"></div>	<div style="border: 1px dashed black; width: 30px; height: 30px; display: inline-block;"></div>	<div style="border: 1px dashed black; width: 30px; height: 30px; display: inline-block;"></div>	50
---	---	----	---	----	---	---	---	----

7) If you reach 1608 on the 3rd skip by counting in 2s which number did you start at?


8) Draw lines and Match the figures to the correct numbers by counting in 2s

<p>a) </p> <p>b) </p> <p>c) </p>	<p>i) 10</p> <p>ii) 8</p> <p>iii) 4</p>
---	---

9) Starting from 92 color the blocks by skip counting in 2s

92	93	94	95	96	97	98	99	100
----	----	----	----	----	----	----	----	-----

10) Complete the following by counting in 2s



When you learn math
in an interesting way,
you never forget.



25 Million

Math classes &
counting

100K+

Students learning
Math the right way

20+ Countries

Present across USA, UK,
Singapore, India, UAE & more.

Why choose Cuemath?

"Cuemath is a valuable addition to our family. We love solving puzzle cards. My daughter is now visualizing maths and solving problems effectively!"

- Gary Schwartz

"Cuemath is great because my son has a one-on-one interaction with the teacher. The instructor has developed his confidence and I can see progress in his work. One-on-one interaction is perfect and a great bonus."

- Kirk Riley

"I appreciate the effort that miss Nitya puts in to help my daughter understand the best methods and to explain why she got a problem incorrect. She is extremely patient and generous with Miranda."
















- Barbara Cabrera




Get the Cuemath advantage

Book a FREE trial class



ANSWERS

1.	<table><tr><td>66</td><td>68</td><td>70</td><td>72</td></tr><tr><td>74</td><td>76</td><td>78</td><td>80</td></tr><tr><td>82</td><td>84</td><td>86</td><td>88</td></tr><tr><td>90</td><td>92</td><td>94</td><td>96</td></tr></table>	66	68	70	72	74	76	78	80	82	84	86	88	90	92	94	96
66	68	70	72														
74	76	78	80														
82	84	86	88														
90	92	94	96														
2.	10																
3.	<div></div> <div><div>62</div><div>64</div><div>66</div><div>68</div><div>70</div></div>																
4.	(a)																
5.	<div><div></div><div><div>2</div><div>4</div><div>6</div><div>8</div><div>10</div></div><div><div></div><div><div>12</div><div>14</div><div>16</div><div>18</div><div>20</div></div></div></div>																

6.	 <div> <div>34</div> <div>36</div> <div>38</div> <div>40</div> <div>42</div> <div>44</div> <div>46</div> <div>48</div> <div>50</div>  </div>
7.	1602
8.	(i)-(b) (ii)-(c) (iii)-(a)
9.	<div> <div>92</div> <div>93</div> <div>94</div> <div>95</div> <div>96</div> <div>97</div> <div>98</div> <div>99</div> <div>100</div> </div>
10.	 <div> <div>2</div> <div>4</div> <div>6</div> <div>8</div> <div>10</div> <div>12</div> <div>14</div> <div>16</div> <div>18</div> <div>20</div> </div>

FUN FACT

1. In counting by 2's sometimes we get all odd numbers and sometime all even numbers, it depends on the first number.
2. If we start counting from an even number then counting in 2s or skip count by 2 gives even number only.
3. Counting in pairs give multiples of 2.

