

Get better at Math.
Get better at
everything.



Come experience the Cuemath methodology and ensure your child stays ahead at math this summer.



Adaptive Platform



Interactive Visual Simulations



Personalized Attention

For Grades 1 - 10



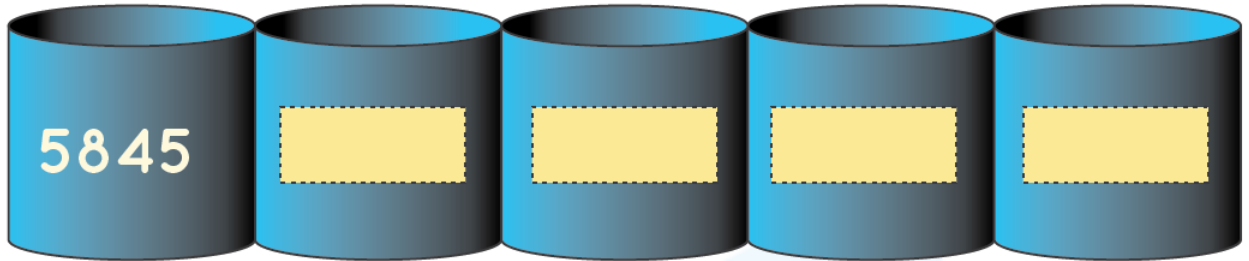
LIVE online classes
by trained and
certified experts.

Get the Cuemath advantage

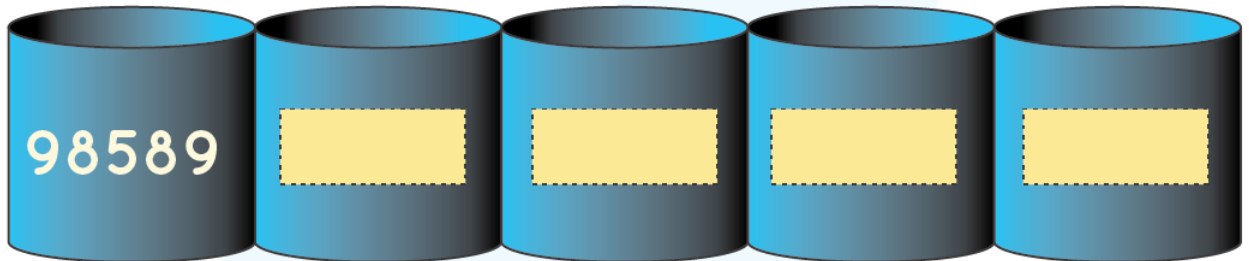
Book a FREE trial class

Counting By 5s Worksheets - 4

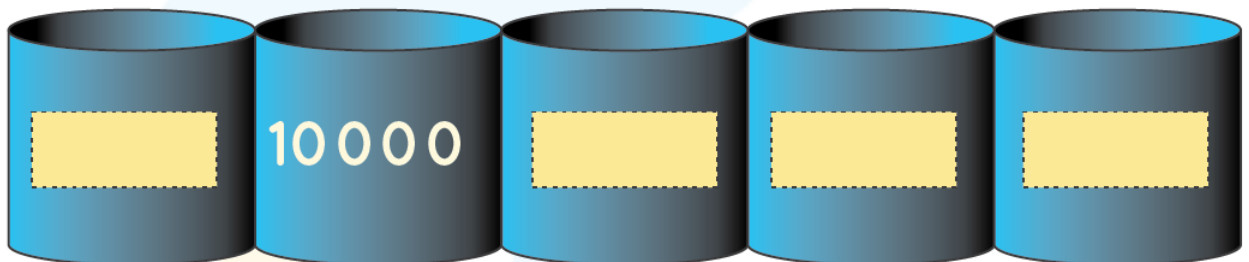
1. Count by 5s and complete the pattern.



2. Count by 5s and complete the pattern:



3. Count by 5s and complete the pattern:



4. Counting by 5s backwards, fill in the blanks.



5. Counting by 5s, place the numbers in ascending order on the number line: 7850, 7865, 7860, 7855



6. Count backwards by 5 and fill in the boxes.



7. Counting by 5s, write the numbers in ascending order on the number line: 8216, 8206, 8221, 8211



8. Counting by 5s, Arrange the numbers in ascending order.
920025, 920020, 920030, 920015



9. . Beginning at 7370, skip backwards by 5 and create 10 numbers.

10. A ball bounces in a crazy way such that it starts from 5250 feet and every time it reduces its bounce by 5 feet. At what feet distance does it bounce after 9 bounces?

11. . Starting at 12005, skip backwards by 5 . which number would you reach at 8th skip?

12. Beginning at 43470, write 7 numbers counting by 5s.

**When you learn math
in an interesting way,
you never forget.**



25 Million

Math classes &
counting

100K+

Students learning
Math the right way

20+ Countries

Present across USA, UK,
Singapore, India, UAE & more.

Why choose Cuemath?

"Cuemath is a valuable addition to our family. We love solving puzzle cards. My daughter is now visualizing maths and solving problems effectively!"

- Gary Schwartz

"Cuemath is great because my son has a one-on-one interaction with the teacher. The instructor has developed his confidence and I can see progress in his work. One-on-one interaction is perfect and a great bonus."

- Kirk Riley

"I appreciate the effort that miss Nitya puts in to help my daughter understand the best methods and to explain why she got a problem incorrect. She is extremely patient and generous with Miranda."







- Barbara Cabrera

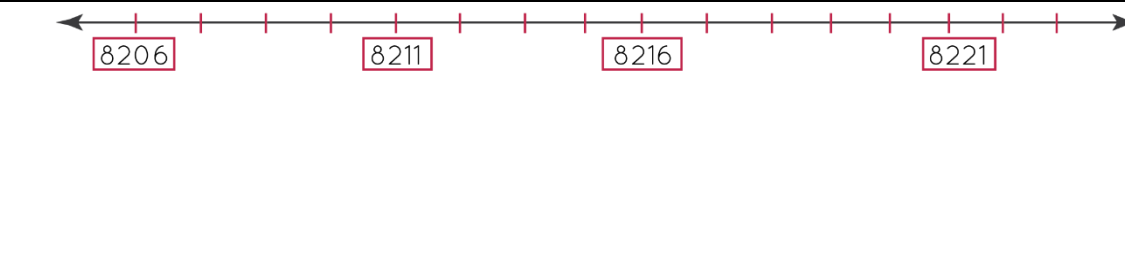
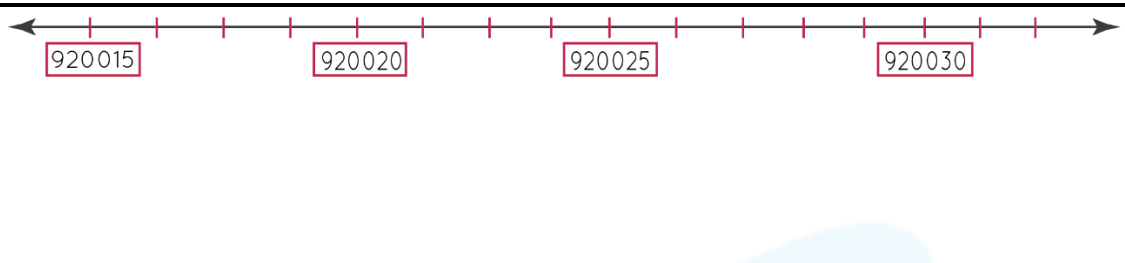
Get the Cuemath advantage

Book a FREE trial class

ANSWERS



1)	
2)	
3)	
4)	
5)	
6)	

7)	
8)	
9)	7370, 7365, 7360, 7355, 7350, 7345, 7340, 7335, 7330, 7325, 7320
10)	5250 , 5245, 5240, 5235, 5230, 5225, 5220, 5215, 5210, 5205 Thus the ball will be at 5205 at the 9th bounce.
11)	12005, 12000, 11995, 11990, 11985, 11980, 11975, 11970, 11965 So we would reach 11965 at the 8th skip.
12)	43470, 43475, 43480, 43485, 43490, 43495, 43500, 43505

FUN FACT

1. Counting by 5s is important for counting tally marks, counting nickels and for telling time to 5 minute intervals.
2. Skip counting by 5 helps in memorizing the 5 times tables.
3. Knowing the groups of 5 acts as a building block to know combinations up to ten.

