

Get better at Math.  
Get better at  
everything.



Come experience the Cuemath methodology and ensure your child stays ahead at math this summer.



**Adaptive  
Platform**



**Interactive Visual  
Simulations**



**Personalized  
Attention**

For Grades 1 - 10



LIVE online classes  
by trained and  
certified experts.

Get the Cuemath advantage

**Book a FREE trial class**

## Counting Backwards Worksheet

Q.1 Count backwards from 22 to 15 and fill in the missing blanks.

22		20	19			16	
----	--	----	----	--	--	----	--

Q.2 Count backwards from 30 to 24 and fill in the missing blanks.



Q.3 Count backwards from 74 to 64 and arrange the numbers in the correct order.

72, 69, 70, 68, 73, 66, 67, 71, 65

--


Q.4 Count backwards from 89 to 65 and write all the numbers which have two same digits.

--

Q.5 Count backwards from 53 to 37 and list all the even numbers.

--

Q.6 Count backwards 98 to 91 and fill in the blanks.



Q.7 Count backwards from 20 to 8 and fill in the blanks.

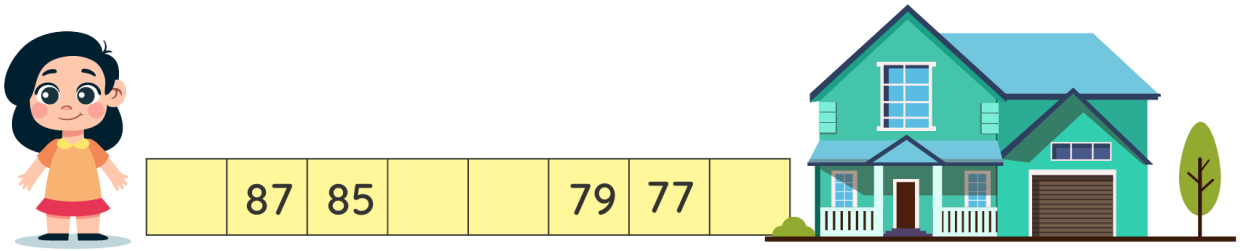
20	19			16	
	12	11		9	8

Q.8 Count backwards and select the correct option

87, 86, \_, 84, 83

- a) 81
- b) 88
- c) 85

Q.9 Help Stella reach her home by counting backwards and filling in the blanks.



10. Count backwards and select the correct answers to fill in the blanks

19,   , 17, 15,   , 13

- a) 18, 14
- b) 18, 12
- c) 20, 14

**When you learn math  
in an interesting way,  
you never forget.**



**25 Million**

Math classes &  
counting

**100K+**

Students learning  
Math the right way

**20+ Countries**

Present across USA, UK,  
Singapore, India, UAE & more.

## Why choose Cuemath?

"Cuemath is a valuable addition to our family. We love solving puzzle cards. My daughter is now visualizing maths and solving problems effectively!"

- Gary Schwartz

"Cuemath is great because my son has a one-on-one interaction with the teacher. The instructor has developed his confidence and I can see progress in his work. One-on-one interaction is perfect and a great bonus."


- Kirk Riley

"I appreciate the effort that miss Nitya puts in to help my daughter understand the best methods and to explain why she got a problem incorrect. She is extremely patient and generous with Miranda."

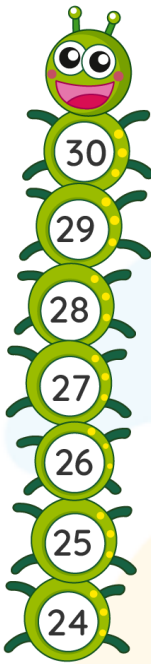
- Barbara Cabrera


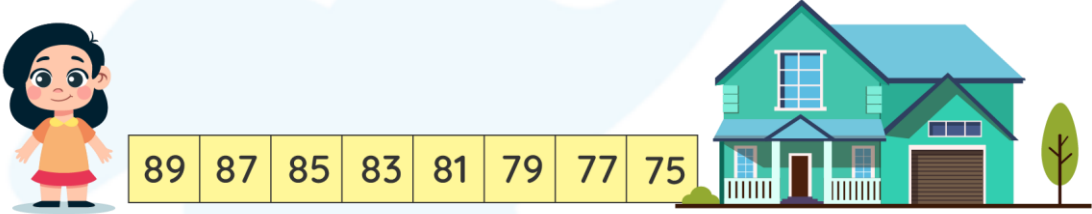
Get the Cuemath advantage

**Book a FREE trial class**



**ANSWERS**

1)	<table border="1"><tr><td>22</td><td>21</td><td>20</td><td>19</td><td>18</td><td>17</td><td>16</td><td>15</td></tr></table>	22	21	20	19	18	17	16	15
22	21	20	19	18	17	16	15		
2)									
3)	73, 72, 71, 70, 69, 68, 67, 66, 65								
4)	88, 77, 66								
5)	52, 50, 48, 46, 44, 42, 40, 38								

6)													
7)	<table border="1" data-bbox="387 448 968 651"> <tr> <td>20</td> <td>19</td> <td>18</td> <td>17</td> <td>16</td> <td>15</td> </tr> <tr> <td>13</td> <td>12</td> <td>11</td> <td>10</td> <td>9</td> <td>8</td> </tr> </table>	20	19	18	17	16	15	13	12	11	10	9	8
20	19	18	17	16	15								
13	12	11	10	9	8								
8)	c) 85												
9)													
10)	a) 18, 14												

## FUN FACT

1. Counting backwards is the reverse of counting forward.
2. To count backward easily, just reduce 1 from the given number.
3. If you learn to count forward, you can count backwards too.

