

Get better at Math.  
Get better at  
everything.



Come experience the Cuemath methodology and ensure your child stays ahead at math this summer.



**Adaptive  
Platform**



**Interactive Visual  
Simulations**



**Personalized  
Attention**

For Grades 1 - 10



LIVE online classes  
by trained and  
certified experts.

Get the Cuemath advantage

**Book a FREE trial class**

## Counting Backwards Worksheet

Q.1. Count backwards from 10 to 1 and fill the missing numbers.



10	9			6
5		3		1


Q.2. Count backwards from 19 to 14 and fill the missing numbers.



Q.3. Count backwards from 30 to 20 and find the number which has two same digits.

Q.4. Which number on counting backwards from 40 to 30 is the third number?

Q.5. Count backwards from 45 to 39 and fill the missing numbers in tiles.



Q.6. Count backwards and fill in the blanks.


51, 50, 49,   , 47, 46

- a. 48
- b. 45

Q.7. Arrange the following as you count backwards from 60 to 52.

60, 58, 59, 52, 54, 51, 53, 57, 55

Q.8. Help James reach his home by count backwards from 70 to 65.



Q.9. Count backwards from 90 to 70 and write all the numbers which are even.

Q.10. Count backwards from 100 to 91 and fill in the blanks.

100				96				92	
-----	--	--	--	----	--	--	--	----	--



**When you learn math  
in an interesting way,  
you never forget.**



**25 Million**

Math classes &  
counting

**100K+**

Students learning  
Math the right way

**20+ Countries**

Present across USA, UK,  
Singapore, India, UAE & more.

## Why choose Cuemath?

"Cuemath is a valuable addition to our family. We love solving puzzle cards. My daughter is now visualizing maths and solving problems effectively!"

- Gary Schwartz

"Cuemath is great because my son has a one-on-one interaction with the teacher. The instructor has developed his confidence and I can see progress in his work. One-on-one interaction is perfect and a great bonus."


- Kirk Riley

"I appreciate the effort that miss Nitya puts in to help my daughter understand the best methods and to explain why she got a problem incorrect. She is extremely patient and generous with Miranda."



- Barbara Cabrera


Get the Cuemath advantage

**Book a FREE trial class**



**ANSWERS**

1)	 <table border="1" data-bbox="427 555 965 728"> <tr> <td>10</td> <td>9</td> <td>8</td> <td>7</td> <td>6</td> </tr> <tr> <td>5</td> <td>4</td> <td>3</td> <td>2</td> <td>1</td> </tr> </table>	10	9	8	7	6	5	4	3	2	1
10	9	8	7	6							
5	4	3	2	1							
2)											
3)	22										
4)	38										
5)	45 <table border="1" data-bbox="481 1803 1133 1892"> <tr> <td>44</td> <td>43</td> <td>42</td> <td>41</td> <td>40</td> </tr> </table> 39	44	43	42	41	40					
44	43	42	41	40							

6)	a.
7)	60, 58, 57, 56, 55, 54, 53, 52
8)	 70 69 68 67 66 65
9)	90, 88, 86, 84, 82, 80, 78, 76, 74, 72, 70
10)	100 99 98 97 96 95 94 93 92 91

## FUN FACT

1. Counting backwards is the reverse of counting forward.
2. To count backward easily, just reduce 1 from the given number.
3. If you learn to count forward, you can count backwards too.

