

Get better at Math.
Get better at
everything.



Come experience the Cuemath methodology and ensure your child stays ahead at math this summer.



**Adaptive
Platform**



**Interactive Visual
Simulations**



**Personalized
Attention**

For Grades 1 - 10



LIVE online classes
by trained and
certified experts.

Get the Cuemath advantage

Book a FREE trial class





Clock worksheet-3

1) Which clock shows the time indicated?

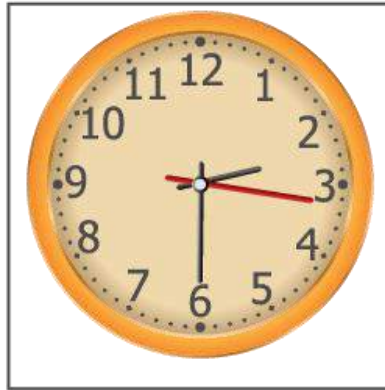
a) 12 : 00	   
------------	--

b) 4 : 00	   
-----------	--




2) Write the time shown by the clock.

 <div style="border: 1px dashed black; width: 60px; height: 20px; margin: 5px auto; text-align: center;">:</div>	 <div style="border: 1px dashed black; width: 60px; height: 20px; margin: 5px auto; text-align: center;">:</div>	 <div style="border: 1px dashed black; width: 60px; height: 20px; margin: 5px auto; text-align: center;">:</div>	 <div style="border: 1px dashed black; width: 60px; height: 20px; margin: 5px auto; text-align: center;">:</div>
--	--	---	--

3) Which clock shows half past 2? Tick the clock.




4) Draw the hands to show the time.



5) Choose the right time shown by the clock.


a)



3:00

2:00

b)



8:00


7:00

6) show the digital time.




⋮

7) Draw the minutes hand.



8) Draw the clock hands to show half past 5 and quarter to 6



9) What time is it?

What time is it?



o'clock



o'clock



o'clock



o'clock



o'clock



o'clock

10) Match the time with the clock.

What Time is It?



03:00

07:50

01:35

11:10

**When you learn math
in an interesting way,
you never forget.**



25 Million

Math classes &
counting

100K+

Students learning
Math the right way

20+ Countries

Present across USA, UK,
Singapore, India, UAE & more.

Why choose Cuemath?

"Cuemath is a valuable addition to our family. We love solving puzzle cards. My daughter is now visualizing maths and solving problems effectively!"

- Gary Schwartz

"Cuemath is great because my son has a one-on-one interaction with the teacher. The instructor has developed his confidence and I can see progress in his work. One-on-one interaction is perfect and a great bonus."


- Kirk Riley

"I appreciate the effort that miss Nitya puts in to help my daughter understand the best methods and to explain why she got a problem incorrect. She is extremely patient and generous with Miranda."





- Barbara Cabrera

Get the Cuemath advantage

Book a FREE trial class

**ANSWERS**

1)	The first clock shows 12: 00 The second clock shows 4:00
2)	12:00 5:00 1:00 10:00
3)	The third clock shows half past 12.
4)	a) shorthand between 8 and 9, longhand at 9 b) shorthand between 9 and 10, longhand at 9 c) shorthand between 11 and 12, longhand at 3
5)	3:00 7:00
6)	2:00

7)	 3:30
8)	 8:45  9:45  11:15
9)	10 o' clock, 12 o' clock, 3 o' clock, 6 o' clock, 1 o' clock, 5 o' clock
10)	1 - c 2 - d 3 - a 4 - b

FUN FACT

1. o'clock" is a contraction of "stroke of the clock"
2. Analogue clocks use angles to tell time. These clocks have hands rotating around the clock's face.
3. Digital clocks show numbers in LCD and LED displays.

