

Get better at Math.  
Get better at  
everything.



Come experience the Cuemath methodology and ensure your child stays ahead at math this summer.



**Adaptive  
Platform**



**Interactive Visual  
Simulations**



**Personalized  
Attention**

For Grades 1 - 10



LIVE online classes  
by trained and  
certified experts.

Get the Cuemath advantage

**Book a FREE trial class**


## Clock Worksheets For KG

1. State am or pm.

I wake up at 7 in the morning. \_\_\_\_\_



2. When the short hand of the clock is at the bottom, what time is it?



a. 5 o'clock

b) 6 o'clock

c) 7 o'clock


3. When the long hand and the short hand are at the same number, what time is it?



- a. 12 o'clock                      b) 11 o'clock                      c) 6 o'clock

4. When the little hand points at 5, the time is \_\_\_\_\_ hours.

5. The little hand points at 3. What time is it on the clock?



6. Match the clock with the time using lines.



5:00



9:00




3:00




11:00

7. Draw the little hand to show the time given. 8:00



8. Draw the little hand to show the time given. 3: 00



9. Denote the time by the hour.



: 00



: 00



: 00



10. Tick the clocks that show 2 o'clock.



11. Look at the clock and tell the time.



o'clock




o'clock




o'clock

12. Choose the correct time on the analogue clock as shown by the digital clock.

4:00









8:00









8:00







13. Shade the correct box that shows the right time.













8:00

9:00


10:00

14. Arrange the activities done in a day in order. Number from 1 to 5.



15. Build the clock. Cut the numbers and glue them in the correct clock order.



When you learn math  
in an interesting way,  
you never forget.



**25 Million**

Math classes &  
counting

**100K+**

Students learning  
Math the right way

**20+ Countries**

Present across USA, UK,  
Singapore, India, UAE & more.

## Why choose Cuemath?

"Cuemath is a valuable addition to our family. We love solving puzzle cards. My daughter is now visualizing maths and solving problems effectively!"

- Gary Schwartz

"Cuemath is great because my son has a one-on-one interaction with the teacher. The instructor has developed his confidence and I can see progress in his work. One-on-one interaction is perfect and a great bonus."


- Kirk Riley

"I appreciate the effort that miss Nitya puts in to help my daughter understand the best methods and to explain why she got a problem incorrect. She is extremely patient and generous with Miranda."

- Barbara Cabrera

Get the Cuemath advantage

**Book a FREE trial class**

**ANSWERS**

1)	am
2)	6 o'clock.
3)	12 o'clock
4)	<u>5</u> hours.
5)	30'clock
6)	3:00 11:00 5:00 9:00

7)	Short hand at 8
8)	Short hand at 3
9)	2:00 7:00 10:00
10)	4 clocks show 2 o'clock
11)	2 <sup>nd</sup> 3 <sup>rd</sup> 1 <sup>st</sup>
12)	6 4 7
13)	2 <sup>nd</sup> box



14)	4
	1
	3
	5
	2



## FUN FACT

1. o'clock" is a contraction of "stroke of the clock"
2. Digital clocks show numbers in LCD and LED displays.
3. A sundial shows the time by displaying the position of a shadow on a flat surface.

