

Get better at Math.
Get better at
everything.



Come experience the Cuemath methodology and ensure your child stays ahead at math this summer.



**Adaptive
Platform**



**Interactive Visual
Simulations**



**Personalized
Attention**

For Grades 1 - 10



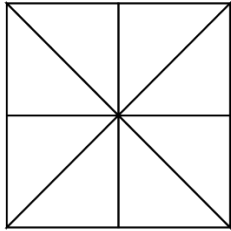
LIVE online classes
by trained and
certified experts.

Get the Cuemath advantage

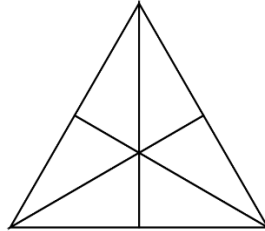
Book a FREE trial class

Basic Fractions Worksheets

- 1) Shade each of the shape to show the fraction mentioned below them.

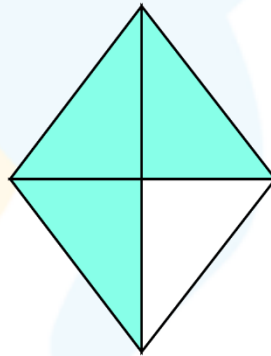
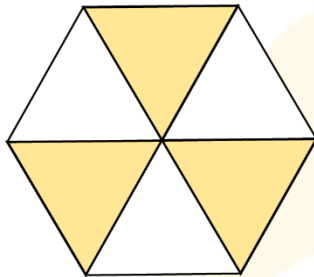


$\frac{3}{8}$



$\frac{2}{6}$

- 2) Write the fraction for the shaded portion shown in the figure.



- 3) Simplify the fractions to their lowest form.

a) $\frac{5}{10}$

b) $\frac{2}{14}$

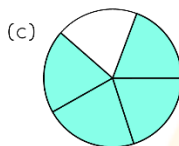
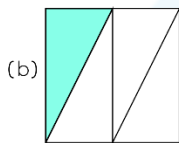
- 4) Here is a collection of 12 stars. What is one-fourth of this star collection?



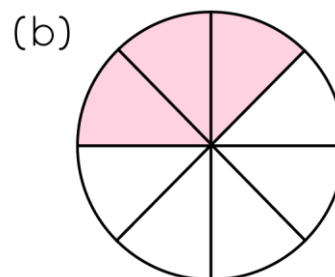
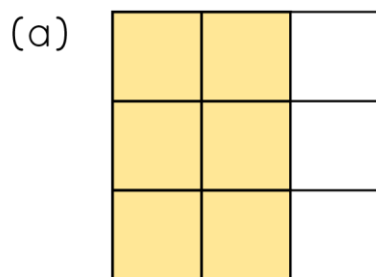
$$\frac{1}{4} \text{ of } 12 \text{ stars} = 12 \div 4$$

$$= \text{-----}$$

5) Choose the figures where the fraction represented by the shaded portion has a denominator of 5.



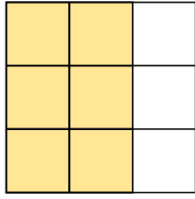
6) Find the numerator and denominator of the shaded parts from the pictures shown below.



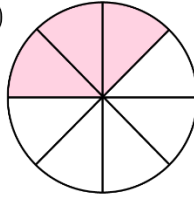
a) Numerator = _____ b) Numerator = _____
 Denominator = _____ Denominator = _____

7) Looking at the shaded portion, write the fraction in words.

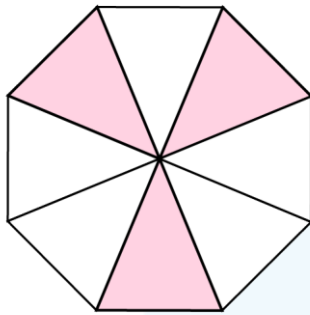
(a)



(b)



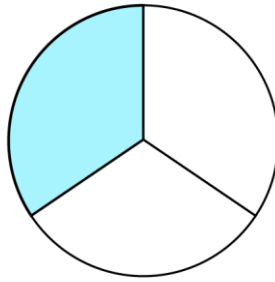
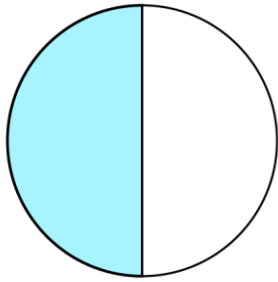
8) Complete the statement by looking at the fraction represented by the shaded portion.



_____ is the numerator and _____ is the denominator.
Therefore, the fraction is _____.

9) Logan has a collection of 15 shirts. He gave one-thirds of his shirts to the laundry service. How many shirts did he give for the laundry service?

10) Compare the fractions represented by the shaded portions of the circles.



$$\frac{1}{2} \text{ _____ } \frac{1}{3}$$



**When you learn math
in an interesting way,
you never forget.**



25 Million

Math classes &
counting

100K+

Students learning
Math the right way

20+ Countries

Present across USA, UK,
Singapore, India, UAE & more.

Why choose Cuemath?

"Cuemath is a valuable addition to our family. We love solving puzzle cards. My daughter is now visualizing maths and solving problems effectively!"

- Gary Schwartz

"Cuemath is great because my son has a one-on-one interaction with the teacher. The instructor has developed his confidence and I can see progress in his work. One-on-one interaction is perfect and a great bonus."

- Kirk Riley

"I appreciate the effort that miss Nitya puts in to help my daughter understand the best methods and to explain why she got a problem incorrect. She is extremely patient and generous with Miranda."

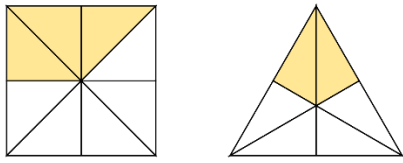
- Barbara Cabrera

Get the Cuemath advantage

Book a FREE trial class



ANSWERS

1)	
2)	$\frac{3}{6}$ $\frac{3}{4}$
3)	a) $\frac{1}{2}$ b) $\frac{1}{7}$
4)	3 stars
5)	Option c)
6)	a) Numerator = 6 Denominator = 9 b) Numerator = 3 Denominator = 8

7)	a) Six-ninths b) Three-eighths
8)	3 is the numerator 8 is the denominator Fraction is $\frac{3}{8}$
9)	5 shirts
10)	$\frac{1}{2} > \frac{1}{3}$

FUN FACT

1. Numerator and denominator are the parts of a fraction.
2. The numerator shows the total equal parts taken into account.
3. The denominator shows the total number of equal parts which add up to a whole.

