

Get better at Math.
Get better at
everything.



Come experience the Cuemath methodology and ensure your child stays ahead at math this summer.



**Adaptive
Platform**



**Interactive Visual
Simulations**



**Personalized
Attention**

For Grades 1 - 10



LIVE online classes
by trained and
certified experts.

Get the Cuemath advantage

Book a FREE trial class

Angles Worksheets 4th Grade

1. Name the angles marked in the following diagrams.

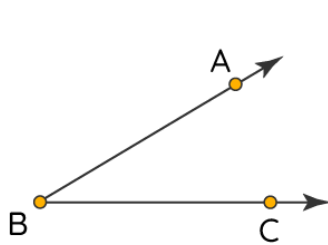


Figure 1

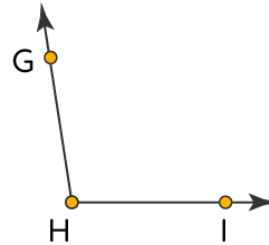
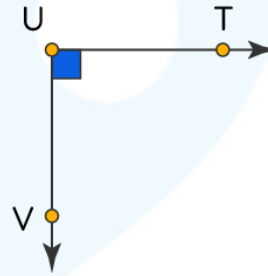
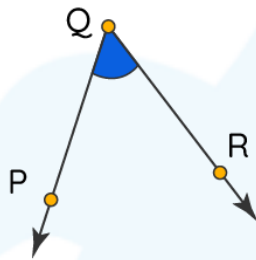


Figure 2

2. Name the smaller angle among the given figures.



3. Which of the following are angles?

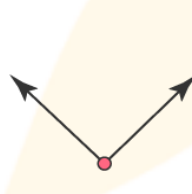


Figure 1

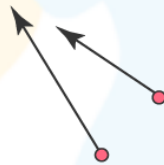


Figure 2

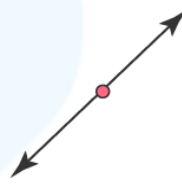


Figure 3

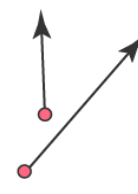


Figure 4

4. Which of the following are not angles?

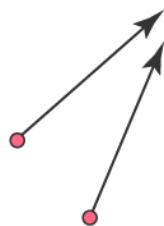


Figure 1



Figure 2

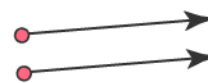


Figure 3

5. Construct the following angles:

- a) 120° b) 150° c) 15°

6. Name the obtuse angle from the following diagrams.

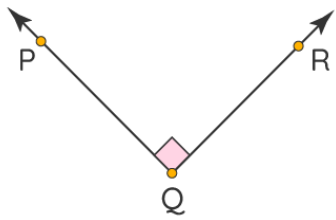


Figure 1

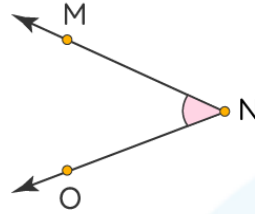


Figure 2

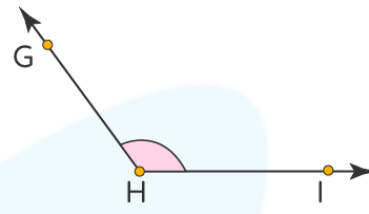
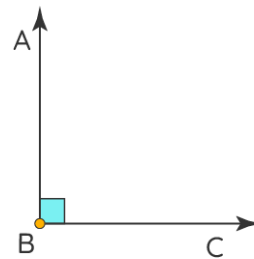
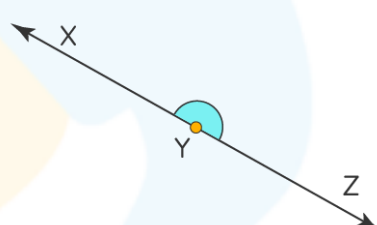
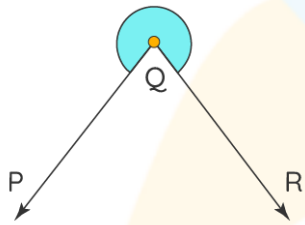


Figure 3

7. State each of the following as right, straight or reflex angle.

- a) 1° b) 92° c) 179° d) 314°

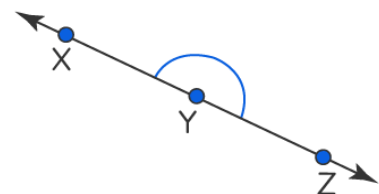
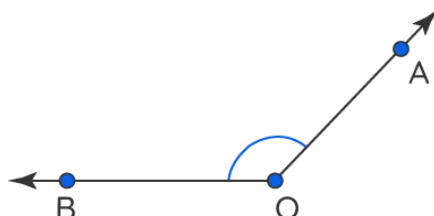
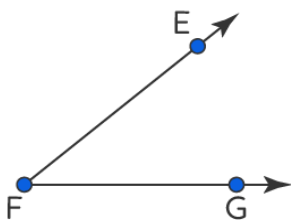
8. Name the reflex angles from the given figures.



9. Construct the following angles using a protractor.

- a) 180° b) 89° c) 35°

10. Arrange the given angles in ascending order:

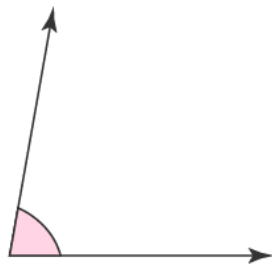


11. Draw and label the angle using the given information.

a) An acute angle $\angle PQR$

b) A straight angle $\angle XYZ$

12. Measure the following angles using a protractor.



Angle:

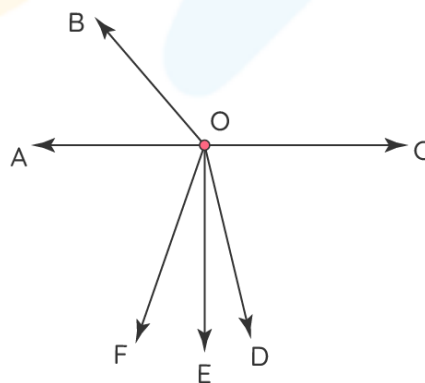


Angle:

13. What's the type of angle formed between the hands of a clock at 5:35pm?

14. Draw an acute, obtuse, right, straight and reflex angles and also name them.

15. Identify the acute, obtuse, right and straight angles in the given figure.



**When you learn math
in an interesting way,
you never forget.**



25 Million

Math classes &
counting

100K+

Students learning
Math the right way

20+ Countries

Present across USA, UK,
Singapore, India, UAE & more.

Why choose Cuemath?

"Cuemath is a valuable addition to our family. We love solving puzzle cards. My daughter is now visualizing maths and solving problems effectively!"

- Gary Schwartz

"Cuemath is great because my son has a one-on-one interaction with the teacher. The instructor has developed his confidence and I can see progress in his work. One-on-one interaction is perfect and a great bonus."


- Kirk Riley

"I appreciate the effort that miss Nitya puts in to help my daughter understand the best methods and to explain why she got a problem incorrect. She is extremely patient and generous with Miranda."

- Barbara Cabrera

Get the Cuemath advantage

Book a FREE trial class

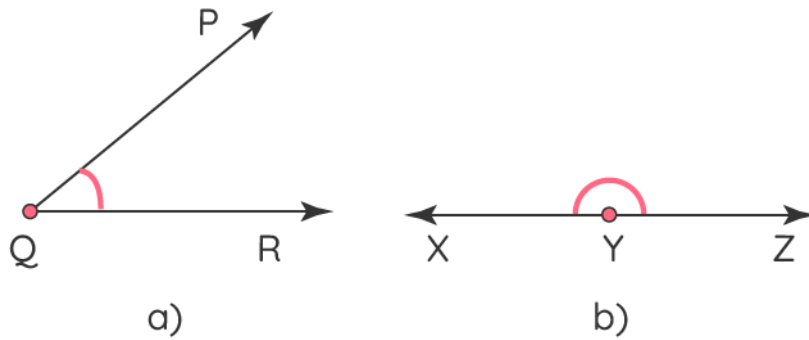


SOLUTIONS

Complete solution/explanation

1. Figure 1: $\angle ABC$, Figure 2: $\angle GHI$
2. $\angle PQR$ is smaller than $\angle TUV$.
3. Figure 1 and Figure 3 are angles as the rays meet at a common point to form an angle.
4. Figure 1 and Figure 3 are not angles as the rays do not meet at a common point.
5. a) <<Make a 120 degree angle>> b) <<Make a 120 degree angle>>
c) <<Make a 15degree angle>>
6. $\angle GHI$ is an obtuse angle
7. a) Acute angle b) Obtuse angle c) Obtuse angle
d) Reflex angle
8. Outer $\angle PQR$ is the reflex angle
9. a) <<Make a 180degree angle>> b) <<Make a 89 degree angle>>
c) <<Make a 3degree angle>>
10. Ascending order is smallest to largest angle
 $\angle EFG < \angle AOB < \angle XYZ$

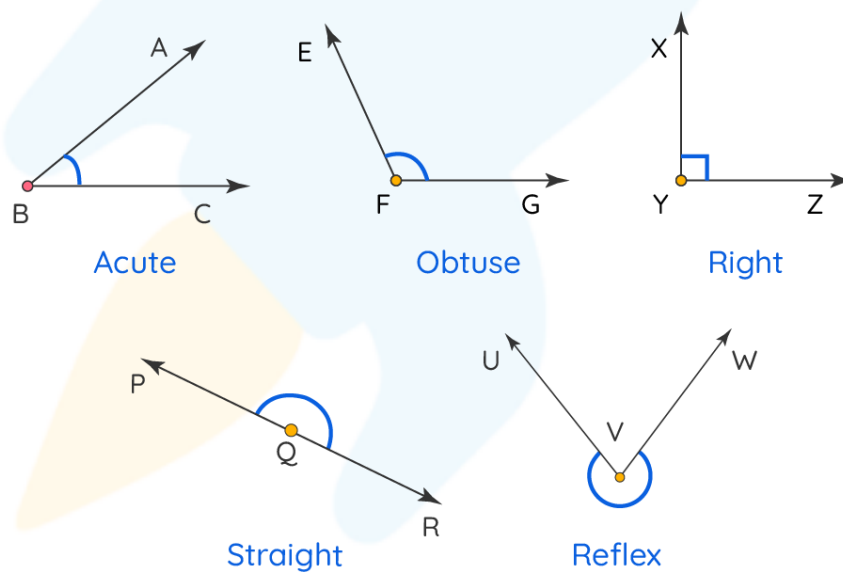
11.



12. $80^\circ, 160^\circ$

13. At 5:35pm, the angle between the hands of a clock will be acute.

14.



15. Acute angles: $\angle COD, \angle DOE, \angle EOF, \angle DOF, \angle FOA, \angle BOA$

Obtuse angles: $\angle BOC, \angle COF, \angle AOD, \angle BOF, \angle BOE, \angle BOD$

Right angles: $\angle COE, \angle AOE$

Straight angles: $\angle AOC$

FUN FACT

- 1) Did you know walking on a straight road forms a 180° angle?
- 2) The sum of angles of a triangle is equal to 180°
- 3) When two lines don't meet each other, they never form angles.

