

Get better at Math.
Get better at
everything.



Come experience the Cuemath methodology and ensure your child stays ahead at math this summer.



**Adaptive
Platform**



**Interactive Visual
Simulations**



**Personalized
Attention**

For Grades 1 - 10



LIVE online classes
by trained and
certified experts.

Get the Cuemath advantage


Book a FREE trial class

AB Pattern Worksheet


Q.1. Do these bowls follow the AB pattern?



Q.2. Color the face which will come next.



Q.3. Color the rest shapes in AB pattern.




Q.4. Choose which food item will come next.



Q.5. Draw the shape which will come next.




Q.6. Select the next animal to complete the pattern.



Q.7. Select the correct option.



Q.8. Who will not be next in the pattern?



Q.9. Circle the object which does not follow AB pattern.



Q.10. Which will be the next number in the pattern?

0, 1, 0, 1, 0, 1, __, __

a. 0, 1

b. 1, 0

**When you learn math
in an interesting way,
you never forget.**



25 Million

Math classes &
counting

100K+

Students learning
Math the right way

20+ Countries

Present across USA, UK,
Singapore, India, UAE & more.

Why choose Cuemath?

"Cuemath is a valuable addition to our family. We love solving puzzle cards. My daughter is now visualizing maths and solving problems effectively!"

- Gary Schwartz

"Cuemath is great because my son has a one-on-one interaction with the teacher. The instructor has developed his confidence and I can see progress in his work. One-on-one interaction is perfect and a great bonus."


- Kirk Riley

"I appreciate the effort that miss Nitya puts in to help my daughter understand the best methods and to explain why she got a problem incorrect. She is extremely patient and generous with Miranda."



- Barbara Cabrera


Get the Cuemath advantage

Book a FREE trial class



ANSWERS

| | |
|----|--|
| 1) | Yes, these bowls follow the AB pattern. |
| 2) | b. |
| 3) |  |
| 4) | a. |
| 5) |  |
| 6) | b. |

| | |
|-----|--|
| 7) | a. |
| 8) | a. |
| 9) |  |
| 10) | a. |

FUN FACT

1. Patterns show us an order or an arrangement of objects.
2. Did you know that numbers are not created randomly? All numbers have a pattern that we can explore!
3. You can find patterns all around you! On the petals of flowers or even on the wings of a butterfly!

